



UNIT 6: VOWEL VARIANTS

Guided Phonics + Beyond DOCK



©Tara West Little Minds at Work



A NOTE FROM TARA WEST

These routines are aligned to the Guided Phonics + Beyond Curriculum. The Guided Phonics + Beyond Curriculum was written with special detail to every lesson and every included component. The curriculum was designed to include the best practices for the Science of Reading. These aligned routines will offer teachers using the Guided Phonics + Beyond Curriculum, an aligned component to use with students during the small-group block, whole-group instruction, or intervention groups. However, it should be noted that a teacher does not need to follow the Guided Phonics + Beyond Curriculum with fidelity in order to use these routines. This unit of routines cover UNIT 6 of the Guided Phonics + Beyond Curriculum. UNIT 6 is designed to give students a solid foundation in vowel pairs and diphthong words. Within this unit you will find a detailed scope and sequence in which the routines follow. Each routine is noted with the Guided Phonics + Beyond Curriculum lesson number it pairs with. The routines are designed to be teacher-led as to offer direct support for students. All routines include a matching instructional card to follow. The routines vary from hands-on and engaging to oral drills. The unit also includes printables and centers. These printables and centers can be used for whole-group instruction, morning work, early finishers, for your small-group instruction, and, of course, for independent literacy centers.

BULLET POINT COMPONENTS

- ☐ detailed scope and sequence
- ☐ detailed visual overview
- ☐ 20 aligned routines
- ☐ 20 routines instructional cards
- ☐ organizational labels
- ☐ print tips video

INCLUDED ROUTINES

1. Successive Blending
2. Continuous Blending
3. Guided Sentence Strips
4. Map and Blend
5. Say, Tap, Map, Build, Write
6. Sentence Expanders
7. Word Chaining Drills
8. Phonological Awareness Drills
9. Dictation Drills
10. Orthographic Word Mapping Drills
11. Comprehension Strips
12. Vowel Stick Drills
13. Skill-Based Identification Word Cards
14. Vowel Variant Identification Cards
15. Decodable Passages
16. Decodables Drill Sheets
17. Whole-Word Reading Drills
18. Phonics Puzzles
19. Hands-On and Engaging Centers
20. At-Home Connection Printables



The ideas and practices for Science of Reading is amazing for teachers and of course students. The research and best practices are ever changing. If you feel there is best practice, I should implement within the Guided Phonics + Beyond Curriculum you can let me know by emailing [HERE](#).

OVERVIEW VIDEO

Click [HERE](#) to view a detailed overview video of the unit.

PRINTING TIPS

Click [HERE](#) to view a detailed printing tips video. Be sure to download, open, and print from [Adobe Reader](#).

MATERIALS LIST

View my Amazon shop [HERE](#) (click Amazon Shop at the top) for a visual shopping list of the teaching accessories and organization you see in this packet.

CONTACT WITH ME

I would love to connect with you! Find me here:

[Email](#)


[Website](#)

[Instagram](#)

[Facebook](#)

[Facebook Group](#)

[Teachers Pay Teachers](#)

**CLICKABLE CONTENTS**

<u>DOCK Overview</u>	<u>Visual DOCK Overview</u>	<u>Scope and Sequence</u>	<u>Organization Labels</u>	<u>DOCK Routine Cards</u>
<u>Routine 1: Successive Blending</u>	<u>Routine 2: Continuous Blending</u>	<u>Routine 3: Guided Sentence Strips</u>	<u>Routine 4: Map and Blend</u>	<u>Routine 5: Say, Tap, Map, Build, Write</u>
<u>Routine 6: Sentence Expanders</u>	<u>Routine 7: Word Chaining + Dictation Drills</u>	<u>Routine 8: Phonemic Awareness Drills</u>	<u>Routine 9: Dictation Drills</u>	<u>Routine 10: Orthographic Word Mapping Drills</u>
<u>Routine 11: Comprehension Strips</u>	<u>Routine 12: Vowel Stick Drills</u>	<u>Routine 13: Vowel Team Identification Cards</u>	<u>Routine 14: Word Identification Cards</u>	<u>Routine 15: Decodable Passages</u>
<u>Routine 16: Decodable Drill Sheets</u>	<u>Routine 17: Whole-Word Reading Drills</u>	<u>Routine 18: Phonics Puzzles</u>	<u>Routine 19: Hands-On and Engaging Centers</u>	<u>Routine 20: At-Home Connection Printables</u>

Lesson	Unit 6: Vowel Variants		
	Phonics Skill(s)	Decodable High Frequency Words	Irregular High Frequency Words
1	ay (/ā/)	day, may, way, say, away	
2	ai (/ā/)		again♥
3	ea (/ā/)	great, break	
4	ay, ai, ea, eigh (/ā/)	eight	today♥
5	ee (/ē/)	green, sleep, keep, feet, three	
6	ea (/ē/)	each, mean, eat	
7	ey, y (/ē/)	funny, city	any♥, many♥
8	ee, ea, ey, y (/ē/)	read, clean, please	very♥, pretty♥
9	oa (/ō/)		
10	ow (/ō/)	own, show, grow, follow, yellow	
11	oa, ow, oe (/ō/)		goes♥, does♥
12	ie (/ī/)		
13	y, ie, igh (/ī/)	right, light, high	
14	ui (/ū/)		
15	ue (/ū/)		
16	ui, ue (/ū/)	blue	
17	au, augh		our♥
18	aw	draw, saw	been♥
19	oi		
20	oy	boy	
21	ought	thought, bought	around♥, about♥
22	ou, ow	out, round, found, sound, down, brown	above♥
23	ew	new	whose♥
24	oo	too, soon	two♥
25	oo, u (/öö/)	good, put, push	




Guided Phonics + Beyond DOCK




Guided Phonics + Beyond DOCK

Guided Phonics + Beyond



DOCK

Guided Phonics + Beyond



DOCK

Guided Phonics + Beyond



DOCK



Guided Phonics + Beyond

**Successive
Blending**



Guided Phonics + Beyond

**Guided Sentence
Strips**



Guided Phonics + Beyond

**Say, Tap, Map,
Build, Write**



Guided Phonics + Beyond

**Word Chaining +
Dictation Drills**



Guided Phonics + Beyond

**Continuous
Blending**



Guided Phonics + Beyond

Map and Blend



Guided Phonics + Beyond

**Sentence
Expanders**



Guided Phonics + Beyond

**Phonemic
Awareness Drills**



Guided Phonics + Beyond

Dictation Drills



Guided Phonics + Beyond

**Comprehension
Strips**



Guided Phonics + Beyond

**Vowel Team
Identification Cards**



Guided Phonics + Beyond

**Decodable
Passages**



Guided Phonics + Beyond

**Orthographic Word
Mapping Drills**



Guided Phonics + Beyond

Vowel Stick Drills



Guided Phonics + Beyond

Word ID Cards



Guided Phonics + Beyond

**Decodable
Drill Sheets**



Guided Phonics + Beyond

**Whole-Word
Reading Drills**



Guided Phonics + Beyond

**Hands-On and
Engaging Centers**



Guided Phonics + Beyond

Phonics Puzzles




Guided Phonics + Beyond

**At-Home
Connections**

UNIT 6: VOWEL VARIANTS

Guided Phonics + Beyond

DOCK ROUTINES



©Tara West Little Minds at Work

ACTIVITY 1



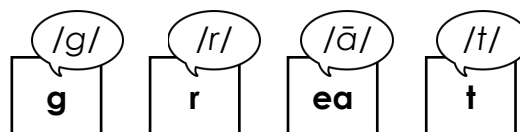
Overview:

Successive blending provides students a modified approach to blending. This strategy is beneficial for students that need blending confidence or generate incorrectly while blending. (e.g., /g/, /r/, /ā/; gray)

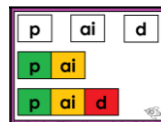
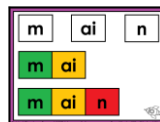
Implementation:

Students will identify the individual sounds in a word one-by-one. Next, students will blend the first 2-3 sounds together. Then, state the final sound and blend the word back together.

In Practice:




Material:



DOCK

ACTIVITY 2



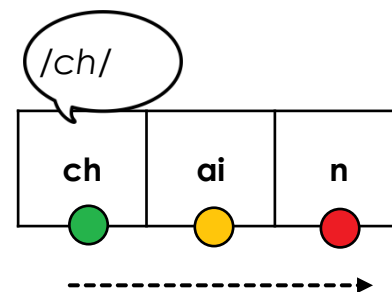
Overview:

Continuous blending provides students a scaffolded approach to blending multisound words. Students will continue to blend/sound out the word without stopping. Stop sounds get more breath for the 2-3 seconds.

Implementation:

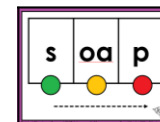
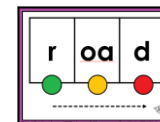
Students will hold the first sound for 2-3 seconds, blend to the second sound and hold that for 2-3 seconds. Then, students continue blending to the final sound and put the word back together.

In Practice:



"/ch/, /āāāā/, /n/; chain"

Material:



DOCK

ACTIVITY 3



Overview:

Guided Sentence Strips provide students a modified approach to decoding short decodable phrases. Students will discriminate between decodable and irregular words as they read through the short phrase strips.

Implementation:

Students will decode the sentence strip. As they come to a decodable (purple) word, students will stretch the sounds and blend the word back together. Students will reread for fluency.

In Practice:

He is eight.



“/H/, /ē/, He; /i/, /z/, is; /ā/, /t/, eight.”

“He is eight.”

Material:

We can boil corn.

A boy got a toy.

DOCK

ACTIVITY 4



Overview:


Map and Blend is a fundamental best practice for helping students achieve automaticity in blends and r-controlled words. Students will have a guided approach of the color-coded dots to assist them in mapping.

Implementation:

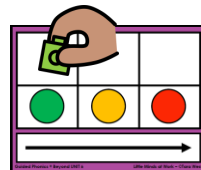
Students listen for the word. Students repeat the word. Next, students tap each color dot for the sounds in the word. Then, students map the word with cubes. Lastly, students blend the word.

In Practice:


plow



“/p/, /l/, /ow/”

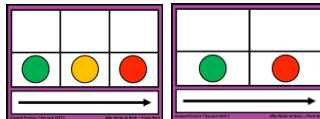


“/p/, /l/, /ow/”



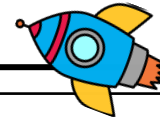
“plow”

Material:



DOCK

ACTIVITY 5



Overview:

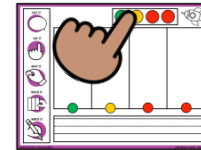
Say, Tap, Map, Build, Write provides students a hands-on experience of mapping, building, and writing words. Students will be led by the teacher on what word they'll be working with. This activity can be an everyday staple.

Implementation:

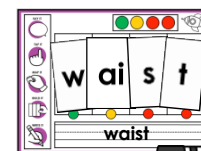
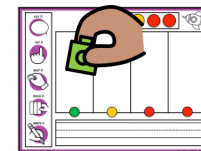
Students will repeat the word given by the teacher. Students then tap the sounds in the word. Next, students build the word using the letter cards. Finally, students blend and write the word.

In Practice:

waist

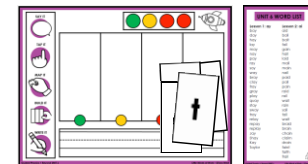


“/w/, /ā/, /s/, /t/”



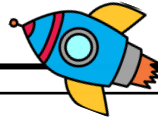
“/w/, /ā/, /s/, /t/” “w-ai-s-t; waist”

Material:



DOCK

ACTIVITY 6



Overview:

Sentence Expanders provide students a modified approach to decoding short decodable phrases. Sentence expanders offer students a stair-stepped phrase. They will decode an additional word on each line.

Implementation:

Students will track each word in the phrase with their finger. Encourage fluency by having students read each sentence expander more than once. Optional: Add in novelty tracking items.

In Practice:

"His"

"His suit"

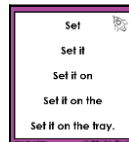
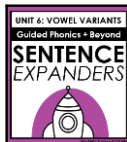
"His suit has"

"His suit has a"

"His suit has a tie."

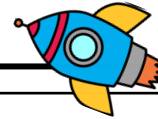
His
His suit
His suit has
His suit has a
His suit has a tie.

Material:



DOCK

ACTIVITY 7



Overview:

Word Chaining is an essential component to a Science of Reading-based classroom. Word chaining is a scaffolded way to encode and build words by changing only one sound at a time.

Implementation:

Students listen for the first word to build. Next, students are told how to change the word. Lastly, students must identify what sound goes out and what sound comes in to make the new word.

In Practice:

coin
fast → fist

coin

"/k/, /oi/, /n/

coil
fast → fist


coil

"/k/, /oi/, /l/

"What sound went out?"


"What sound came in?"

Material:



DOCK

ACTIVITY 8



Overview:

Phonemic Awareness is essential for early reading success in students. Students will use a solid base in phonemic awareness (spoken words) and apply it to written words (encoding, decoding, and writing).

Implementation:

Students will listen as the educator guides them through the phonemic awareness routine cards. One card per session is best practice. Students will generate corresponding responses.

In Practice:

"I will state a word. You will substitute a sound."



braid

"Change /d/ to /n/."

"What is the new word?"

brain

Material:



DOCK

ACTIVITY 9



Overview:

Dictation Drills provide students the opportunity to move from sound to print in a guided and scaffolded approach. Students will listen to oral directions as they write matching skill-based words and two phrases.

Implementation:

Students will write the skill-based words orally provided by the teacher. Then, students will write the matching phrases stated.

In Practice:

"blow, grown, show, flow, own, low"

"Fill up your bowl."

"A bird had flown by."

Name: _____ Dictation Practice

Copy and write.


blow	grown	show
flow	own	low

Fill up your bowl.

A bird had flown by.

Guided Phonics • Beyond UNIT 3 Little Words of Work • ©2016 W&W

Material:



DOCK

ACTIVITY 10



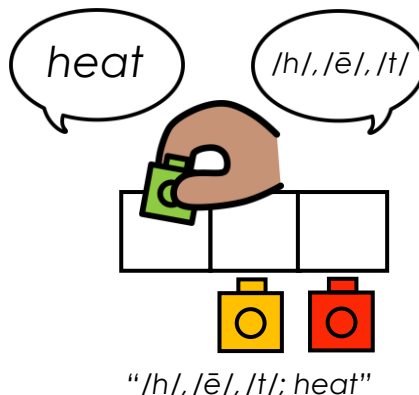
Overview:

Orthographic Word Mapping is an essential component to a Science of Reading-based classroom. Mapping is a way for students to make letter-to-sound connections and become fluent in skill-based words.



Implementation:

Students will listen to the word given. Next, students will repeat the word and count the sounds they hear. Next, students map each sound in the word. Finally, students write the word.

In Practice:




Material:



DOCK

ACTIVITY 11



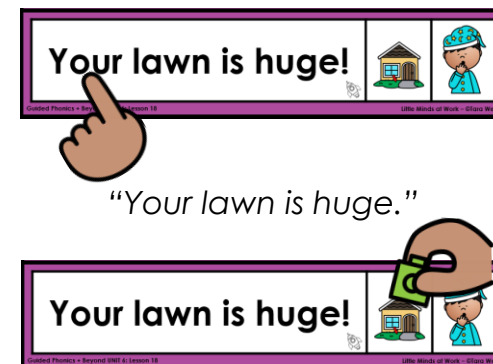
Overview:

Comprehension strips provide students a low decodable workload to practice comprehension. Students will read a single sentence to apply the comprehension. Students will tap at each word as they read through the sentence.

Implementation:

Students read through the decodable sentence word-by-word. Next, they will view the two images and decide which image matches the sentence. Students will cover the matching image.

In Practice:



Material:



DOCK

ACTIVITY 12



Overview:

Vowel Stick Routines provide students with an engaging way to practice vowel discrimination. Students will process the orally provided word, then discriminate the given vowel in that word.

Implementation:


Students listen to the skill-based word. They repeat the word back to process it orally. Next, students discriminate the given vowel. Lastly, students hold up the matching vowel stick.

In Practice:


"I will state a vowel sound. You'll show the matching vowel stick."

ā	ē	ī	ō	ū
---	---	---	---	---

"I will state a word. You'll show the matching vowel stick."



Material:



DOCK

ACTIVITY 13



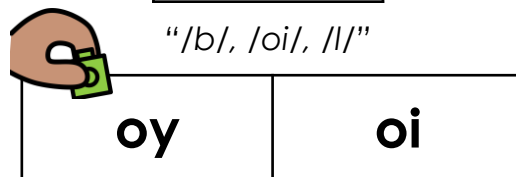

Overview:

Vowel Variant Cards provide students with an opportunity to show mastery in identifying and discriminating vowel variants in skill-based words.

Implementation:

Students will state the picture name. Then, students identify the matching vowel team. Finally, students will cover the matching vowel variant.

In Practice:




Material:



DOCK

ACTIVITY 14



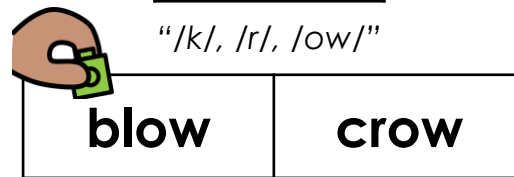

Overview:

Word Identification Cards provide students with an opportunity to show mastery in encoding and decoding. Identifying correct words shows that students understand decoding and encoding skill-based words.

Implementation:

Students will state the picture name. Then, students will decode both words under the picture. Finally, students will identify the correct word and cover it.

In Practice:



Material:



DOCK

ACTIVITY 15



Overview:

Decodable Passages are an essential component in a Science of Reading-based classroom. The passages allow students to read decodable and irregular words in context. Simplified passages offer opportunities for fluency.

Implementation:

Students will read through the decodable passage. Then, students will illustrate a matching picture for comprehension. Optional: Have students circle skill-based words.

In Practice:

The day is so hot. A



bird is on a huge
of hay. A dog lay
in the ray of the sun.

"The day
is so hot."



Material:

The coach and her
team had to load
the bus. Then, they
got on the road.

Scout lay on his
back so that he
could look at the
clouds in the sky.

DOCK

ACTIVITY 16



Overview:

Decodable Drills are an essential component in a Science of Reading-based classroom. Decoding drills lower the decodable workload so that students can show their fluency without the need for irregular words.

Implementation:

Students will decode each word sound-by-sound. Next, students will blend the word back together. *If students show the ability, encourage students to whole-word read the words.

In Practice:

Name: _____ Decodable Words Set #11

Stretch and blend each word.

coast	foe	doe
→	→	→
→	→	→
oat	woe	crow
→	→	→
→	→	→
blow	Joe	toe
→	→	→
→	→	→

"/k/, /oa/,
/s/, /t/"

"coast"

Material:

cook	hood	took	new	blew	drew
nook	stood	brook	crew	flew	newt
shook	hoof	wood	drew	stew	dew
woof	book	foot	knew	few	brew

DOCK

ACTIVITY 17



Overview:

Whole-Word Reading Routines provide students a scaffolded approach to moving from sound-by-sound reading to whole-word reading. This is crucial for early readers to move towards fluency when ready.

Implementation:

Students will study the word. Then, students will silently stretch the word in their head (if needed). Finally, students will state the word. "Look, think, say" will encourage students to build fluency.

In Practice:

keep

Look	Think	Say
keep		

"I stretched
the word in
my head,
rest."

Material:

UNIT 4: VOWEL VARIANTS
Guided Phonics • Beyond
**WHOLE-WORD
READING**
teacher-guided

Look	Think	Say
clean		

DOCK

ACTIVITY 18




Overview:

Phonics Puzzles provide students a fun + engaging activity to practice decoding sounds together in skill-based words. Students will decode the phonics-based word and match it to the picture.

Implementation:

Students will decode the word. Then, students will match the word to the corresponding picture. Students will reread the word for fluency.

In Practice:



"/d/, /ay/; day"

Material:



DOCK

ACTIVITY 19



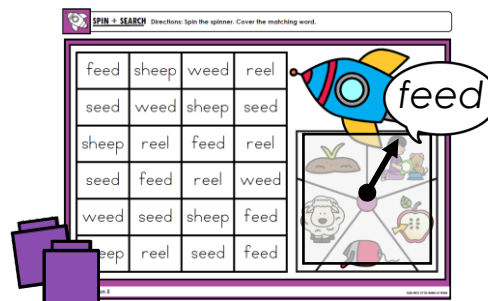
Overview:

Hands-on and Engaging Games provide students an interactive approach to apply the given skills. Students will take directions from the teacher as they spin, cover, write, and search.

Implementation:

Students will listen as the teacher reads the game's directions. Students will watch as the teacher models how to play the game. The teacher will use an "I do, we do, you do" approach.

In Practice:



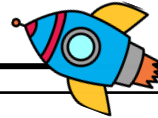
"I landed on feed. I will cover /f/, /ee/, /d/, feed."

Material:



DOCK

ACTIVITY 20



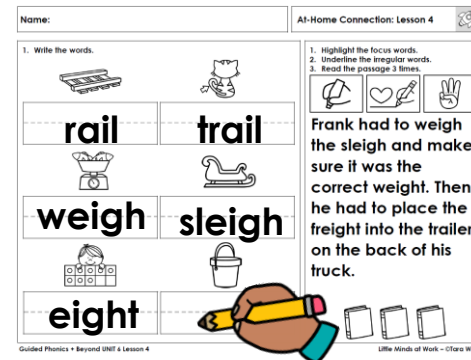
Overview:

At-Home Connection Printables provide students an interactive approach to apply the given skills at home. Students will take directions from an adult at home as they read, highlight, and write skill-based words.

Implementation:

Students will listen as an adult guides them through each section of the engaging sheet. Students will write skill-based words. Then, students will read a skill-based passage.

In Practice:



Material:



DOCK

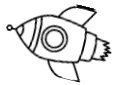
s

t

ay

s t

s t ay



g

r

ay

g r

g r ay



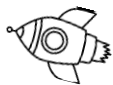
s

w

ay

s w

s w ay



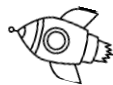
c

l

ay

c l

c l ay



m

ai

n

m

ai

m

ai

n



p

ai

d

p

ai

p

ai

d



g

ai

n

g

ai

g

ai

n



b

ai

t

b

ai

b

ai

t



f

ai

th

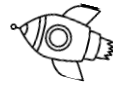
f

ai

f

ai

th



ch

ai

n

ch

ai

ch

ai

n



b

r

ea

k

b

r

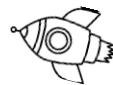
ea

b

r

ea

k



g

r

ea

t

g

r

ea

g

r

ea

t



f

ee

l

f

ee

f

ee

l



s

ee

n

s

ee

s

ee

n



b

ee

p

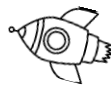
b

ee

b

ee

p



m

ee

t

m

ee

m

ee

t



h

ea

l

h

ea

h

ea

l



Guided Phonics + Beyond UNIT 6 Lessons 5-8

Tara West – Little Minds at Work

b

ea

n

b

ea

b

ea

n



Guided Phonics + Beyond UNIT 6 Lessons 5-8

Tara West – Little Minds at Work

l

ea

p

l

ea

l

ea

p



Guided Phonics + Beyond UNIT 6 Lessons 5-8

Tara West – Little Minds at Work

ch

ea

t

ch

ea

ch

ea

t



Guided Phonics + Beyond UNIT 6 Lessons 5-8

Tara West – Little Minds at Work

ar

m

y

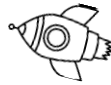
ar

m

ar

m

y



j

er

s

ey

j

er

s

j

er

s

ey



b

ar

l

ey

b

ar

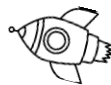
l

b

ar

l

ey



p

ar

t

y

p

ar

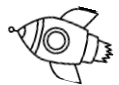
t

p

ar

t

y



r

oa

m

r

oa

r

oa

m



c

oa

ch

c

oa

c

oa

ch



g

oa

l

g

oa

g

oa

l



s

oa

k

s

oa

s

oa

k



g

r

ow

g

r

g

r

ow



s

l

ow

s

l

s

l

ow



b

ow

l

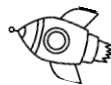
b

ow

b

ow

l



sh

ow

n

sh

ow

sh

ow

n



p

ie

s

p

ie

p

ie

s



t

ie

s

t

ie

t

ie

s



t

igh

t

t

igh

t

igh

t



kn

igh

t

kn

igh

kn

igh

t



s

ui

t

s ui

s ui t



f

r

ui

t

f

r

ui

f r ui t



b

l

ue

b l

b l ue



t

r

ue

t r

t r ue



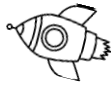
h

au

l

h au

h au l



f

r

au

d

f

r

au

f r au d



f

au

l

t

f

au

l

f au l t



l

au

n

ch

l

au

n

l au n ch



h

aw

k

h

aw

h

aw

k



p

aw

n

p

aw

p

aw

n



s

l

aw

s

l

s

l

aw



sh

aw

l

sh

aw

sh

aw

l



c

oi

l

c

oi

c

oi

l



v

oi

d

v

oi

v

oi

d



p

l

oy

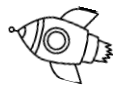
p

l

p

l

oy



f

oy

er

f

oy

f

oy

er



n

ou

n

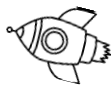
n

ou

n

ou

n



c

ou

ch

c

ou

c

ou

ch



m

ou

th

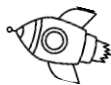
m

ou

m

ou

th



sh

ou

t

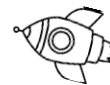
sh

ou

sh

ou

t



b

r

ew

b

r

b

r

ew



c

r

ew

c

r

c

r

ew



f

l

ew

f

l

f

l

ew



s

t

ew

s

t

s

t

ew



b

oo

m

b

oo

b

oo

m



t

oo

l

t

oo

t

oo

l



b

oo

th


b

oo

b

oo

th



h

oo

t

h

oo

h

oo

t



h

oo

f

h

oo

h

oo

f



sh

oo

k

sh

oo

sh

oo

k



n

oo

k

n

oo

n

oo

k



t

oo

k

t

oo


t

oo


k




t r ay




g r ay

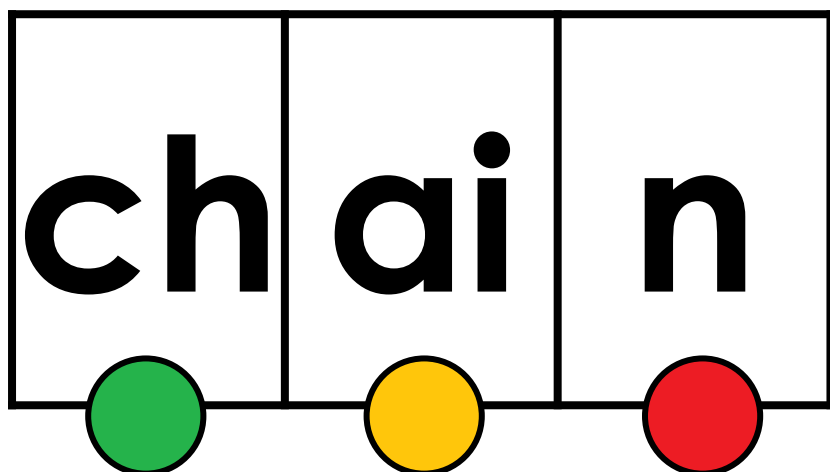
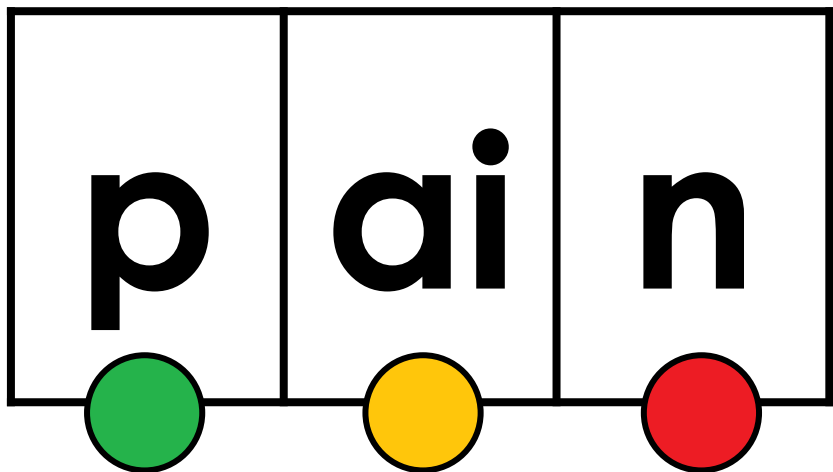
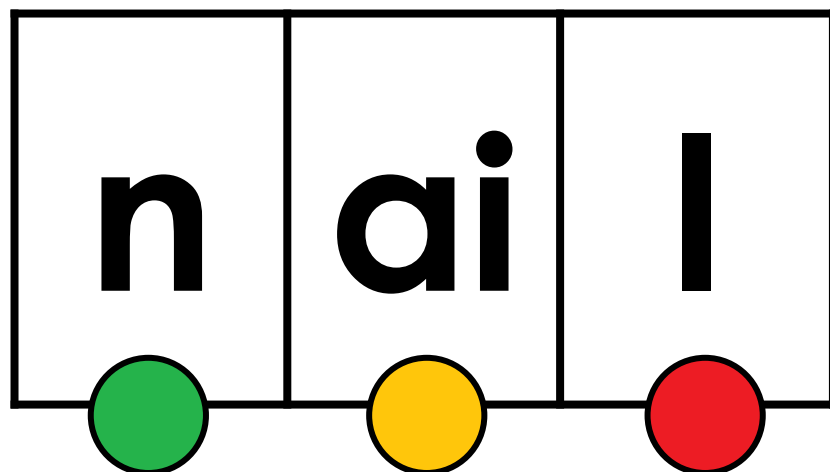
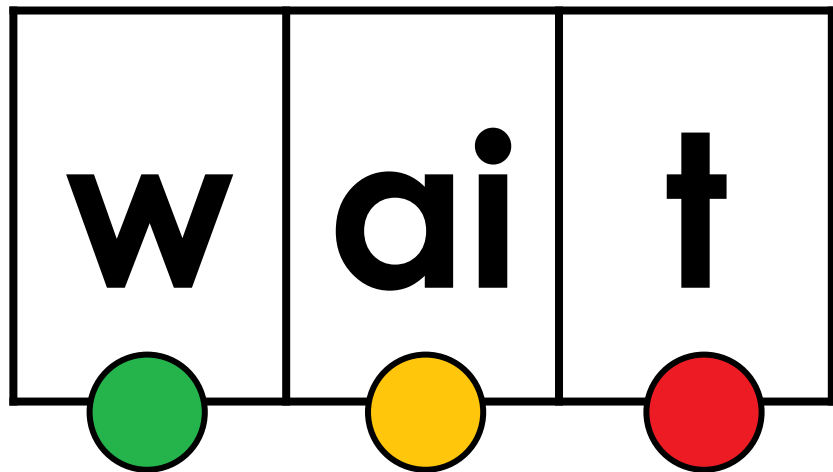


p l ay

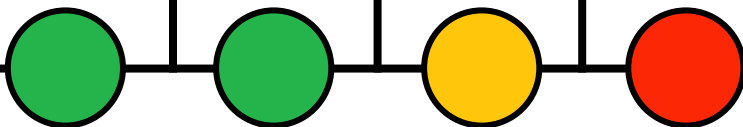


f r ay

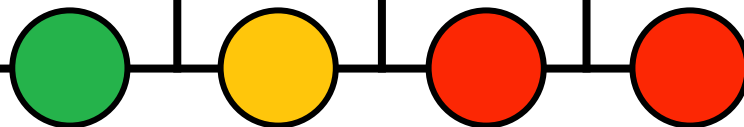




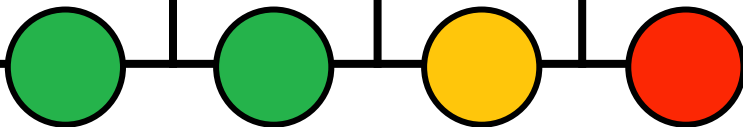
f r ai l



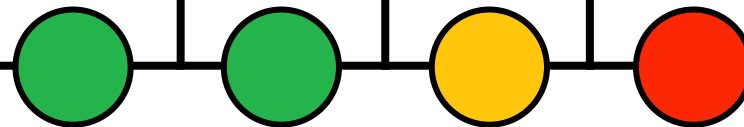
p ai n t






g r ea t

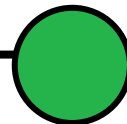
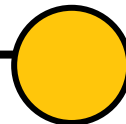
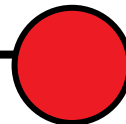


s t ea k







t	ee	n
		







r	ee	f
		







sh	ee	p
		

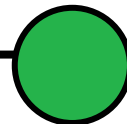
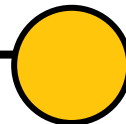
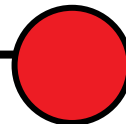



kn	ee	l
		







t	ea	ch
		







ch	ea	p
		




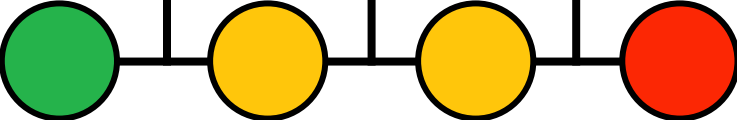
s	ea	m
		




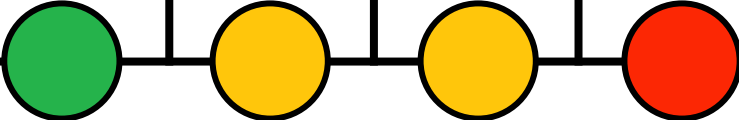
l	ea	k
		




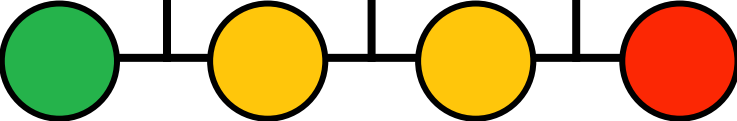
b ar l ey




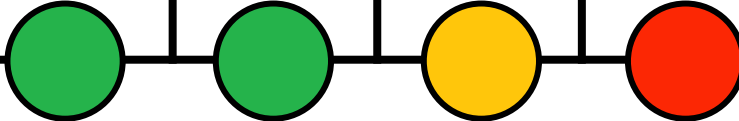
b a b y

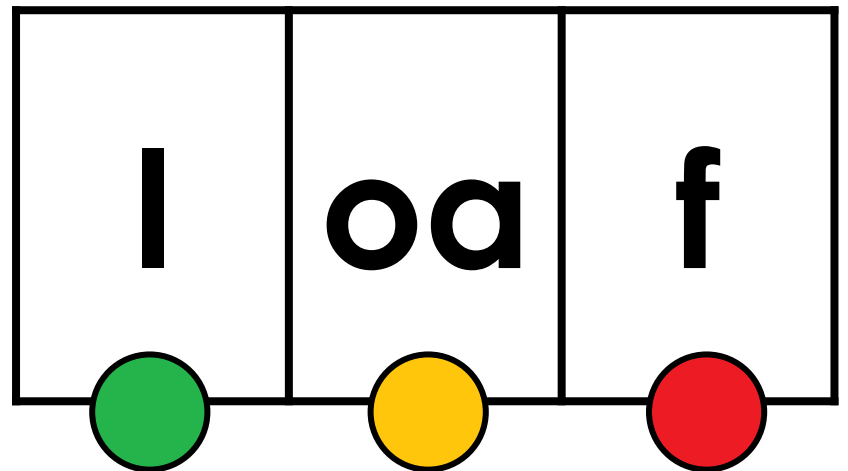
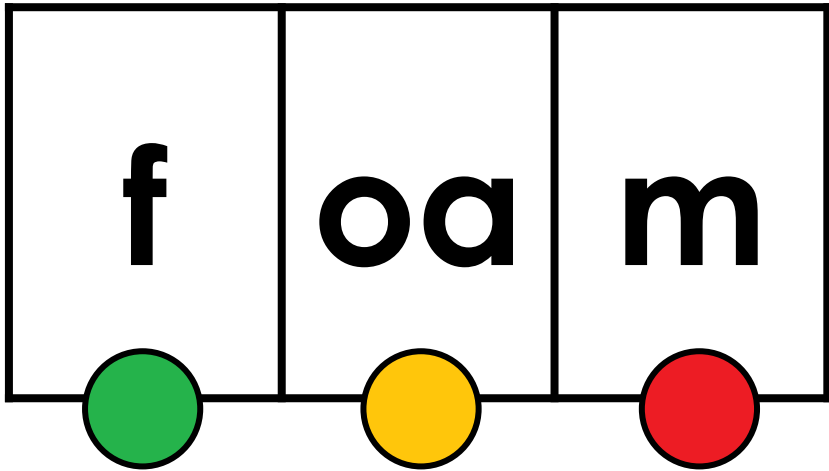
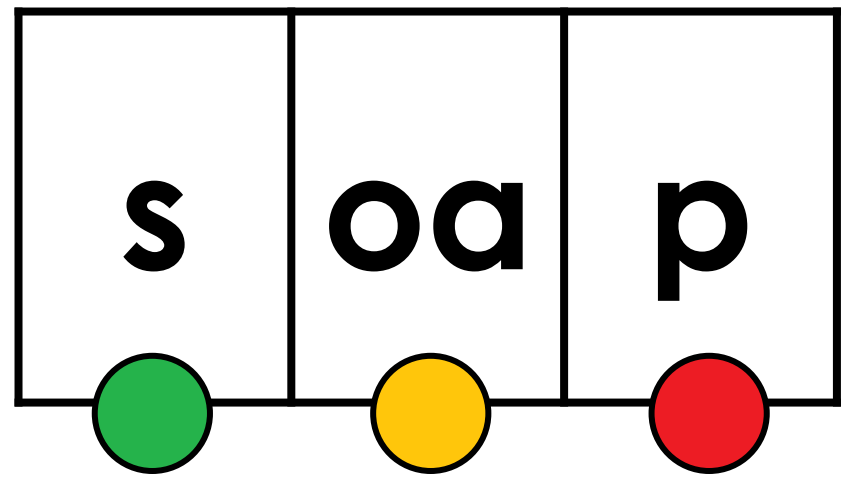
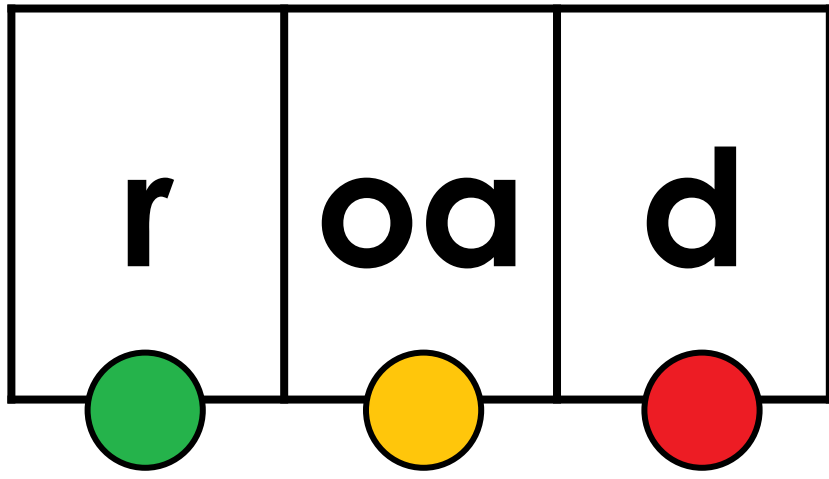





f or t y



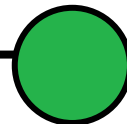
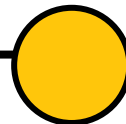
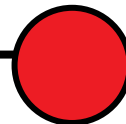
s t or y










s	t	ow
		







s	ow	n
		



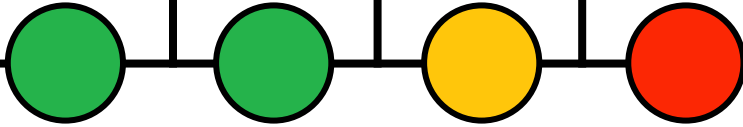
f	l	ow
		



kn	ow	n
		



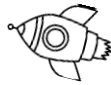
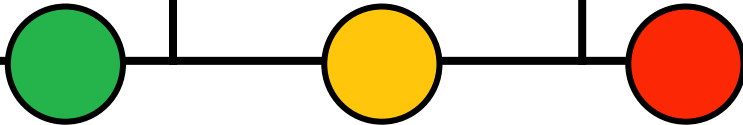
s k i e s



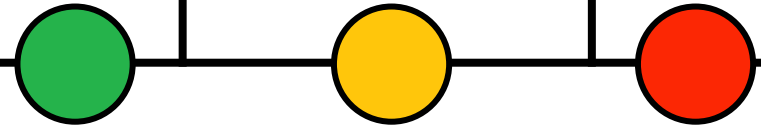
t r i e d

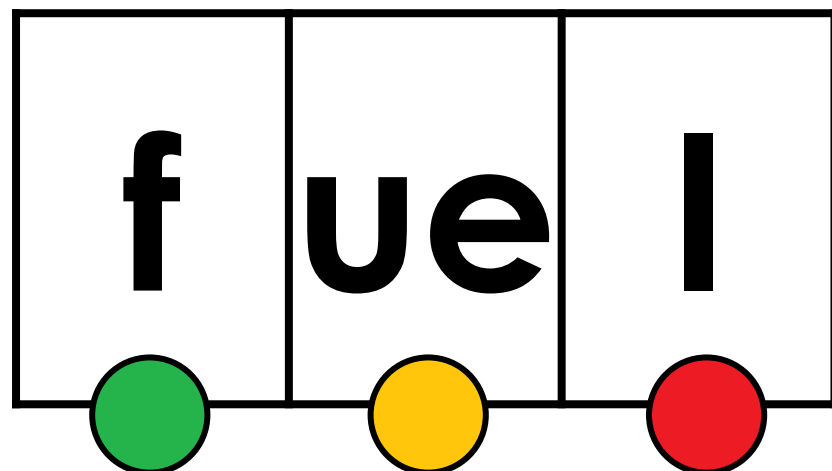

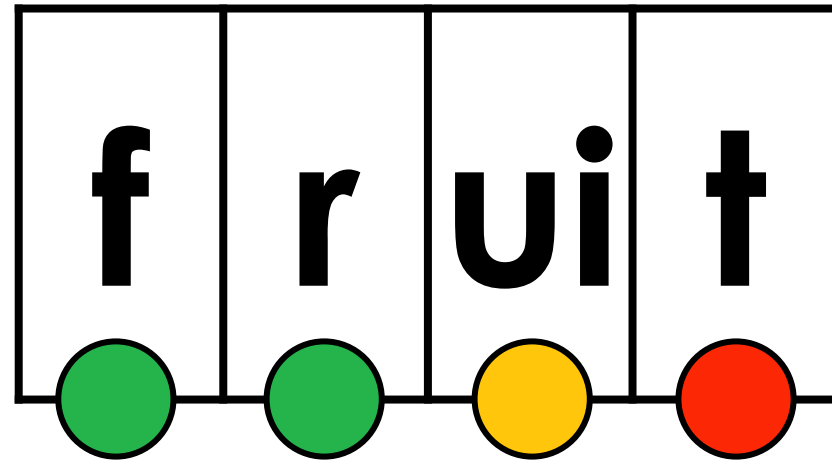
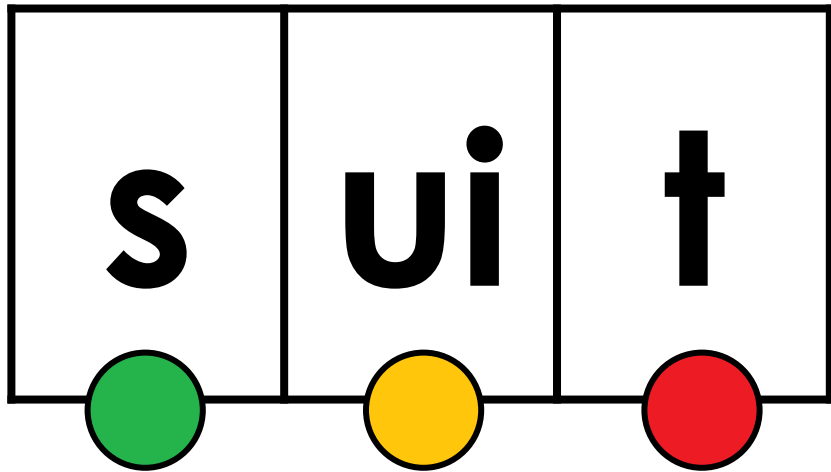


s i g h t

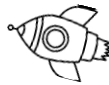
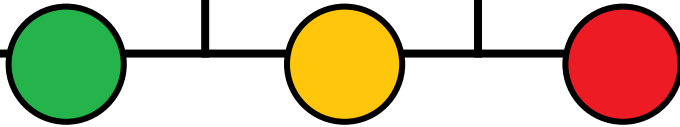


m i g h t

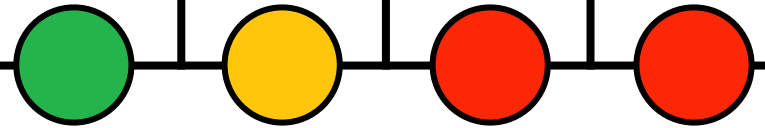




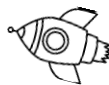
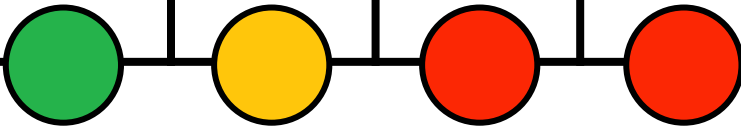
au n t



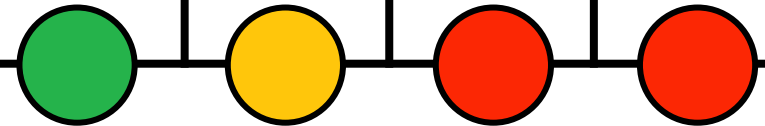
f au l t







v au l t

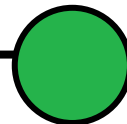
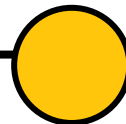
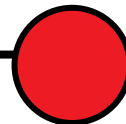



h au n t







l	aw	n
		







d	r	aw
		




g	aw	k
		



c	l	aw
		



j oi n



t oi l



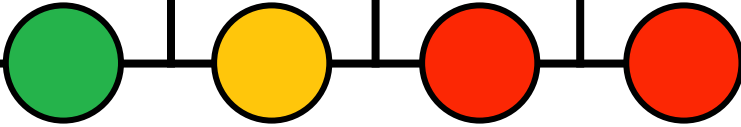
b oy



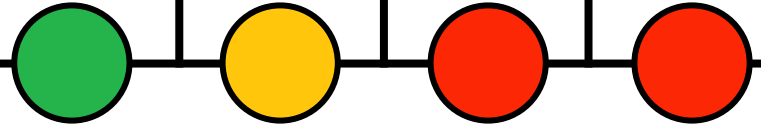
p l oy



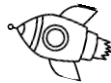
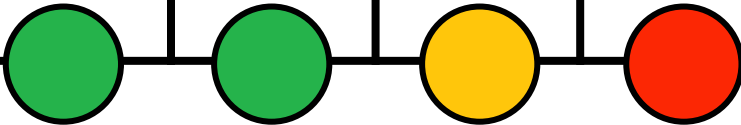
m o u n d



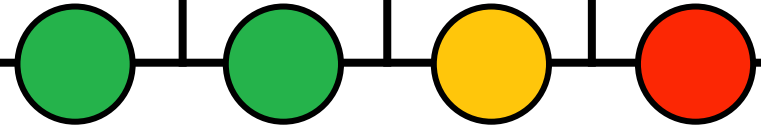
c o u n t






p r o u d

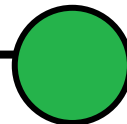
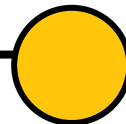
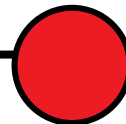


t r o u t







d	r	ew
		







g	r	ew
		

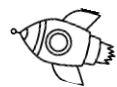
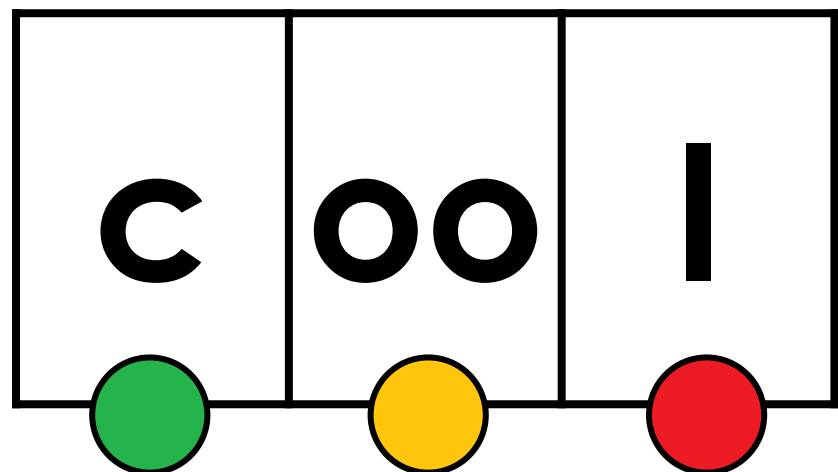
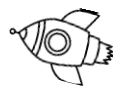
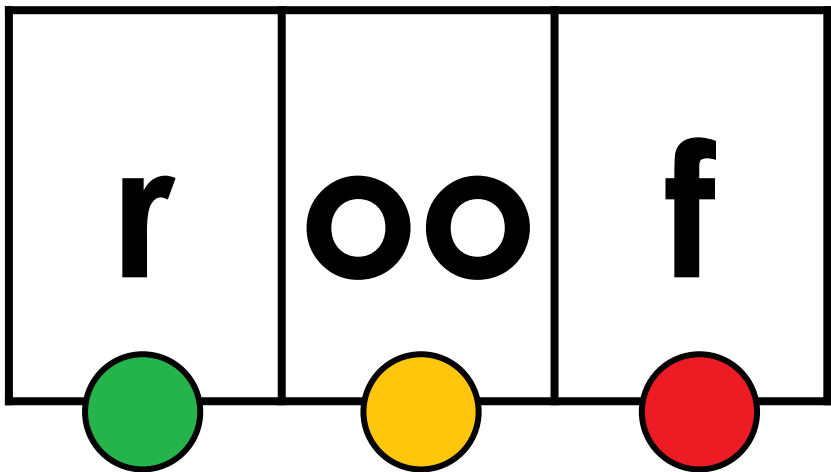
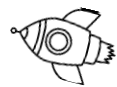

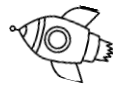
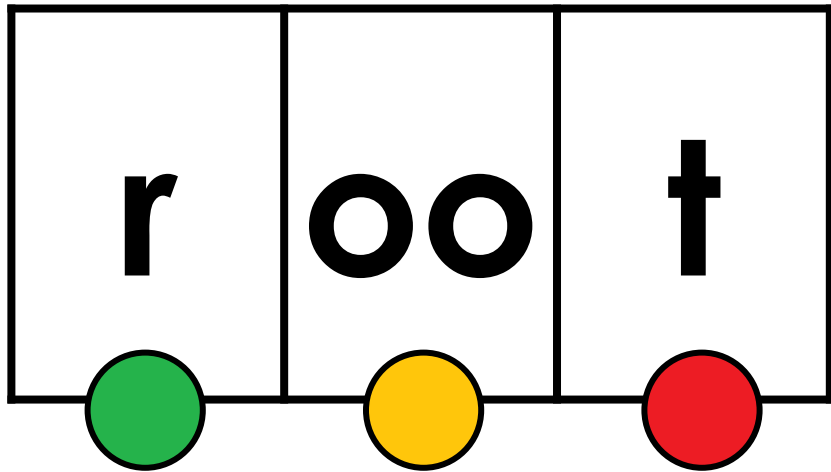


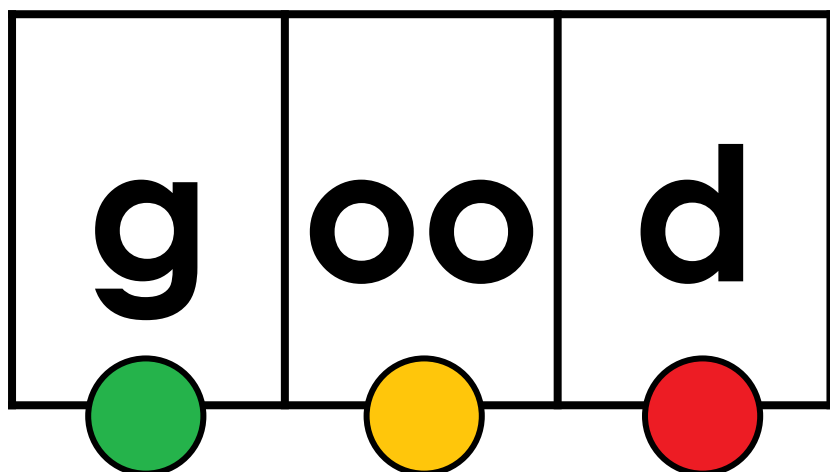

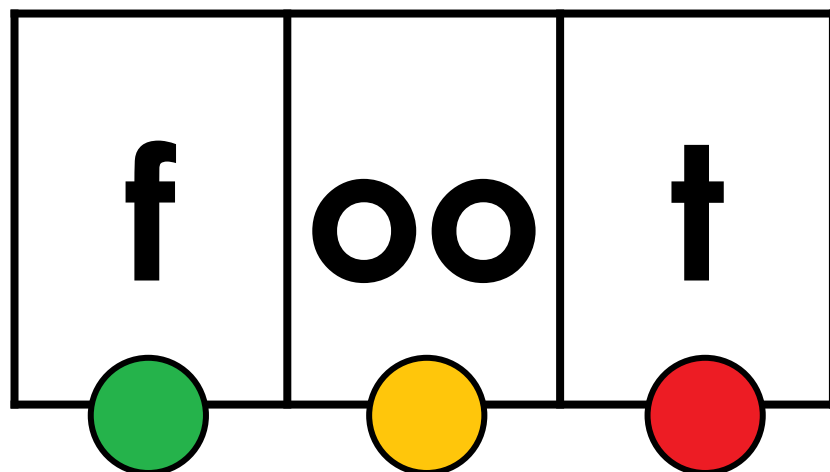
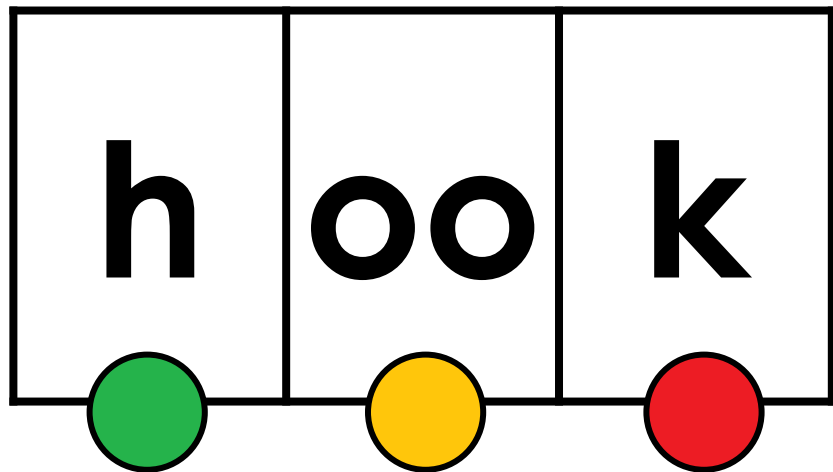
b	l	ew
		



n	ew	t
		







May I go play?



Guided Phonics + Beyond UNIT 6: Lesson 1

Little Minds at Work – ©Tara West

Hit the gray nail.



Guided Phonics + Beyond UNIT 6: Lesson 2

Little Minds at Work – ©Tara West

My steak is great.



Guided Phonics + Beyond UNIT 6: Lesson 3

Little Minds at Work – ©Tara West

He is eight.



Do not peek.



Pick this peach.



I lost the key.



Guided Phonics + Beyond UNIT 6: Lesson 7

Little Minds at Work – ©Tara West

A baby is tiny.



Guided Phonics + Beyond UNIT 6: Lesson 8

Little Minds at Work – ©Tara West

Slice this loaf.



Guided Phonics + Beyond UNIT 6: Lesson 9

Little Minds at Work – ©Tara West

Mow your grass.



Guided Phonics + Beyond UNIT 6: Lesson 10

Little Minds at Work – ©Tara West

He hit his big toe.



Guided Phonics + Beyond UNIT 6: Lesson 11

Little Minds at Work – ©Tara West

I dried my dish.



Guided Phonics + Beyond UNIT 6: Lesson 12

Little Minds at Work – ©Tara West

It is dark at night.



Guided Phonics + Beyond UNIT 6: Lesson 13

Little Minds at Work – ©Tara West

A pear is a fruit.



Guided Phonics + Beyond UNIT 6: Lesson 14

Little Minds at Work – ©Tara West

It has a blue hue.



Guided Phonics + Beyond UNIT 6: Lesson 15

Little Minds at Work – ©Tara West

Look for the clue.



Guided Phonics + Beyond UNIT 6: Lesson 16

Little Minds at Work – ©Tara West

She taught us.



Guided Phonics + Beyond UNIT 6: Lesson 17

Little Minds at Work – ©Tara West

Draw a hawk.



Guided Phonics + Beyond UNIT 6: Lesson 18

Little Minds at Work – ©Tara West

We can boil corn.



Guided Phonics + Beyond UNIT 6: Lesson 19

Little Minds at Work – ©Tara West

A boy got a toy.



Guided Phonics + Beyond UNIT 6: Lesson 20

Little Minds at Work – ©Tara West

I bought a car.



Guided Phonics + Beyond UNIT 6: Lesson 21

Little Minds at Work – ©Tara West

I found a crown.



Guided Phonics + Beyond UNIT 6: Lesson 22

Little Minds at Work – ©Tara West

The bird flew up.



Guided Phonics + Beyond UNIT 6: Lesson 23

Little Minds at Work – ©Tara West

A rose will bloom.

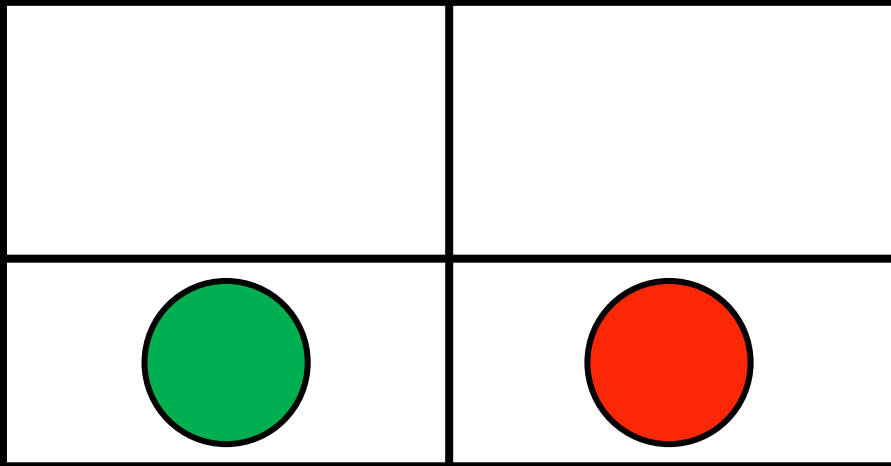


Guided Phonics + Beyond UNIT 6: Lesson 24

Little Minds at Work – ©Tara West

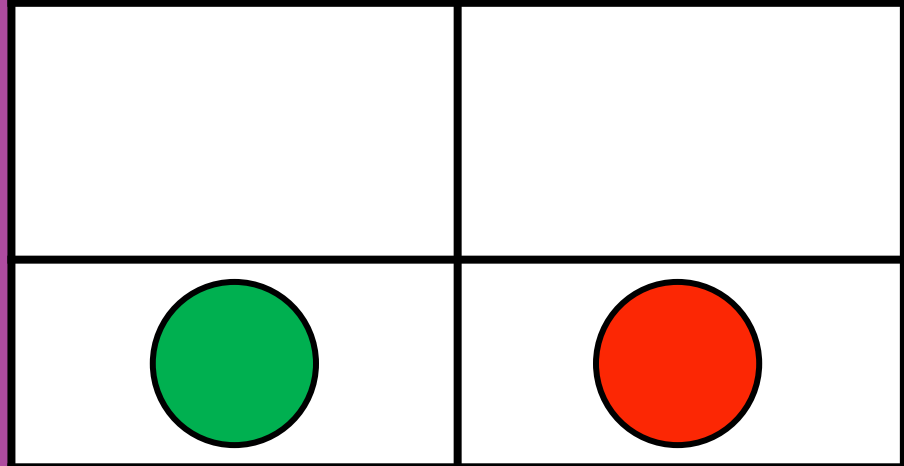
Cook this trout.






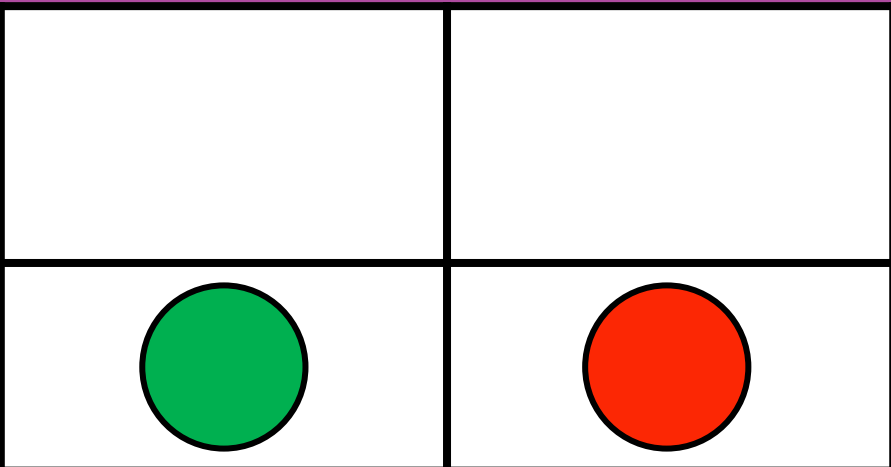
Guided Phonics + Beyond UNIT 6

Little Minds at Work – ©Tara West



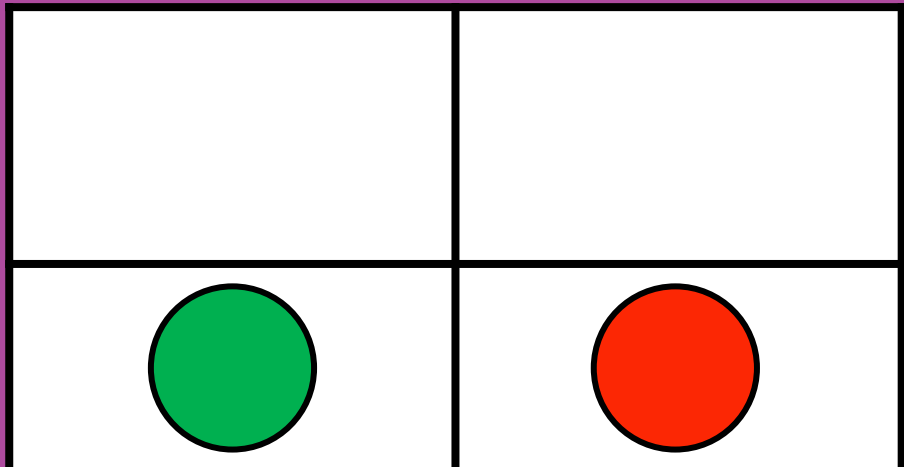
Guided Phonics + Beyond UNIT 6

Little Minds at Work – ©Tara West



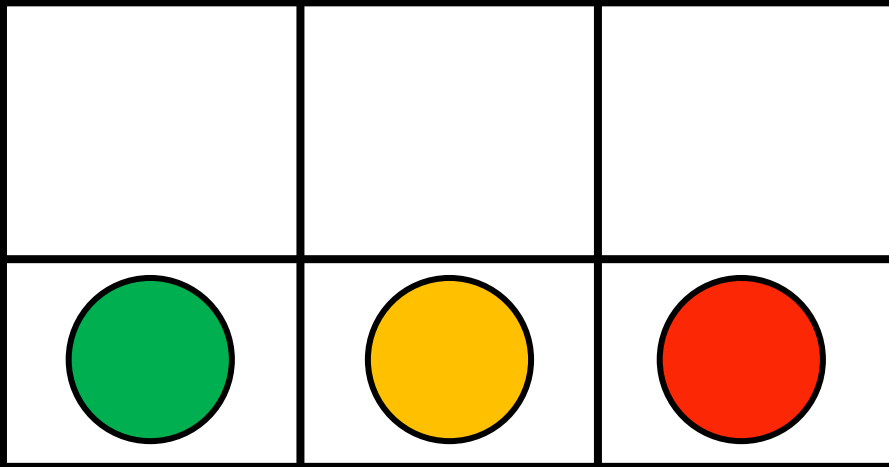
Guided Phonics + Beyond UNIT 6

Little Minds at Work – ©Tara West



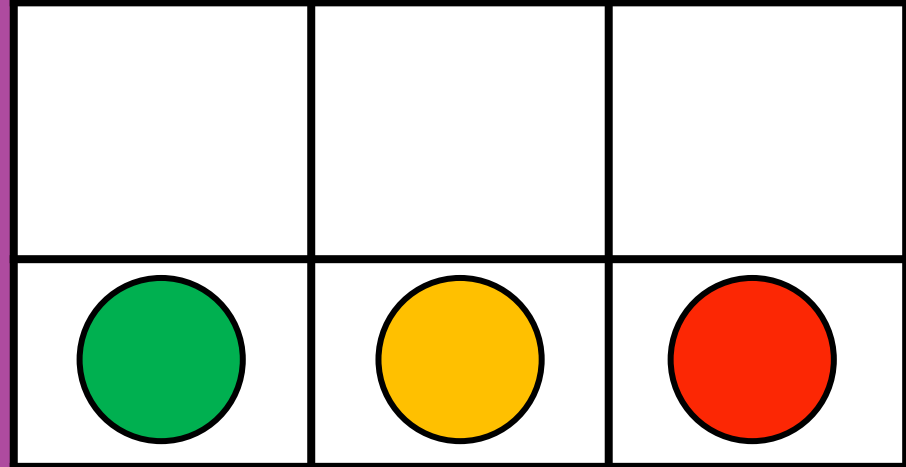
Guided Phonics + Beyond UNIT 6

Little Minds at Work – ©Tara West



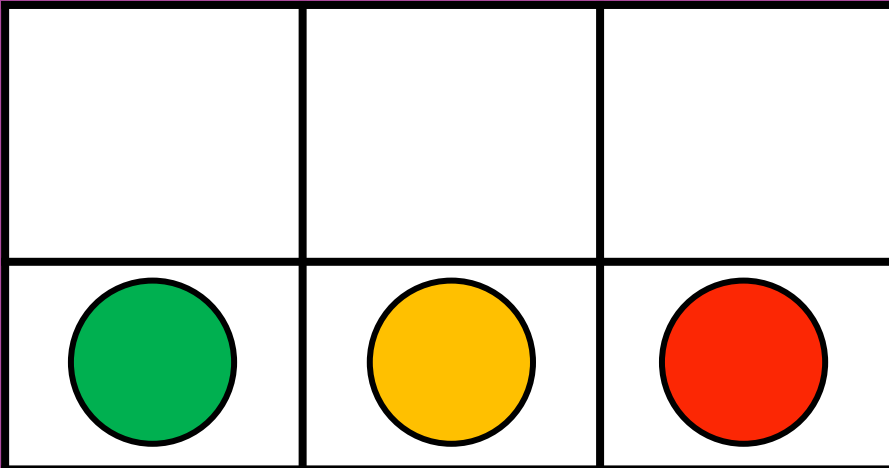
Guided Phonics + Beyond UNIT 6

Little Minds at Work – ©Tara West



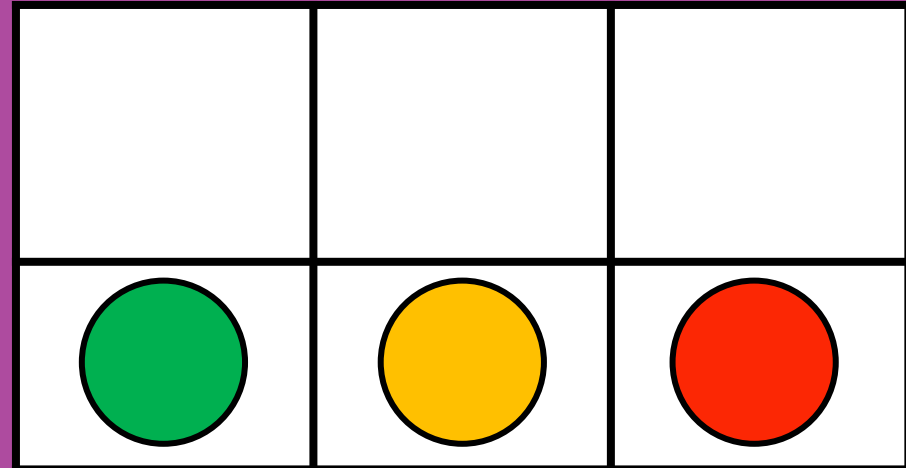
Guided Phonics + Beyond UNIT 6

Little Minds at Work – ©Tara West



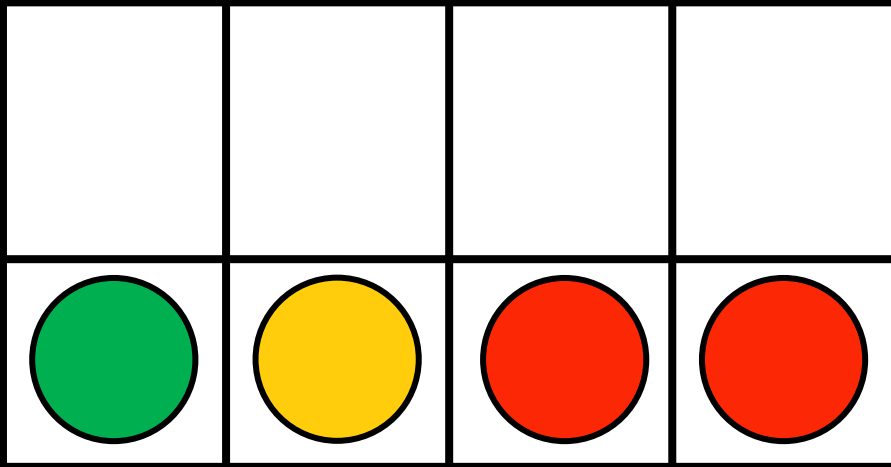
Guided Phonics + Beyond UNIT 6

Little Minds at Work – ©Tara West



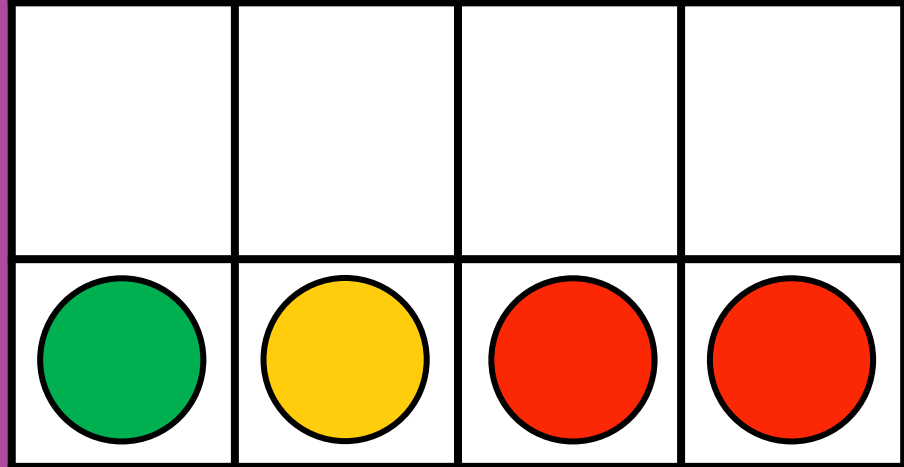
Guided Phonics + Beyond UNIT 6

Little Minds at Work – ©Tara West



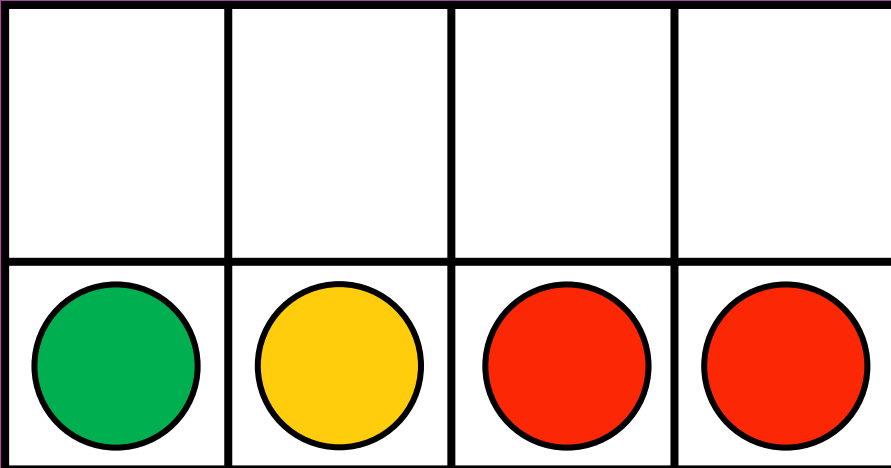
Guided Phonics + Beyond UNIT 6

Little Minds at Work – ©Tara West



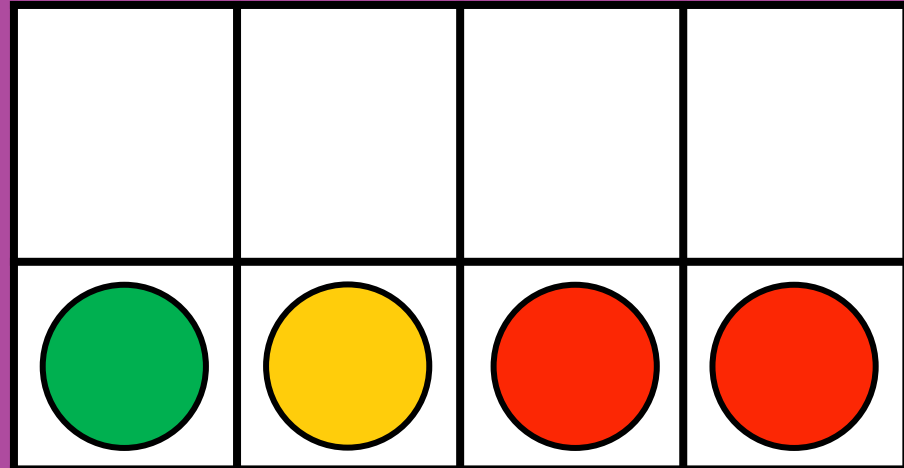
Guided Phonics + Beyond UNIT 6

Little Minds at Work – ©Tara West



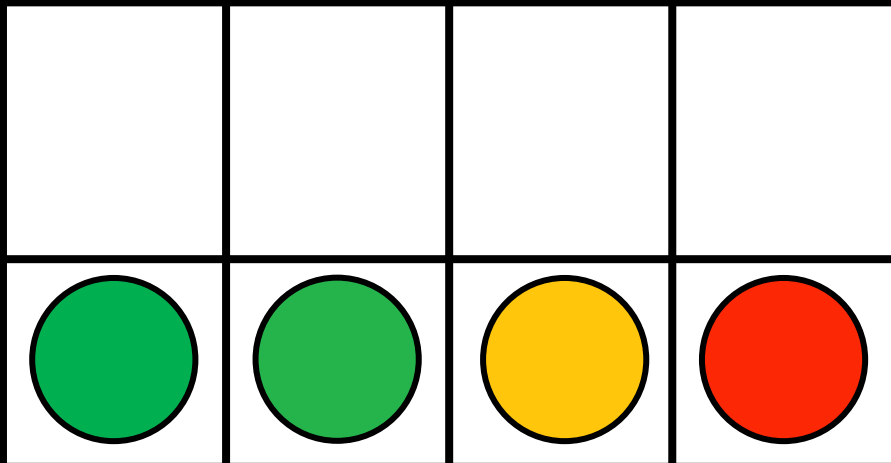
Guided Phonics + Beyond UNIT 6

Little Minds at Work – ©Tara West



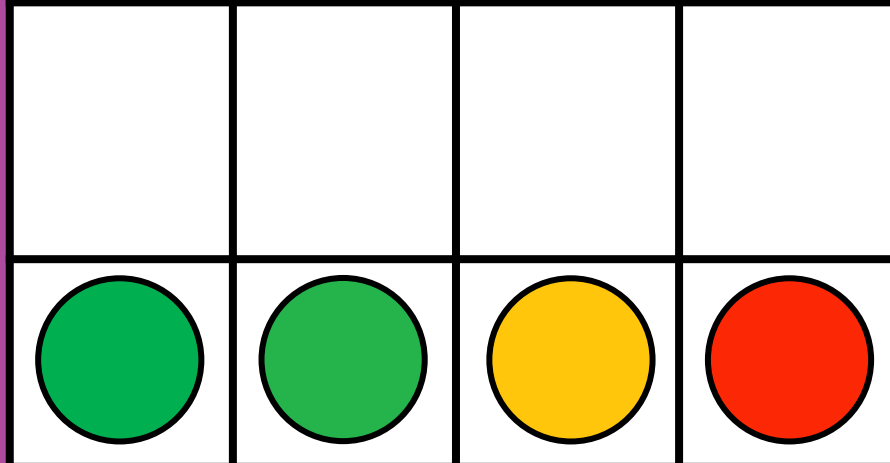
Guided Phonics + Beyond UNIT 6

Little Minds at Work – ©Tara West



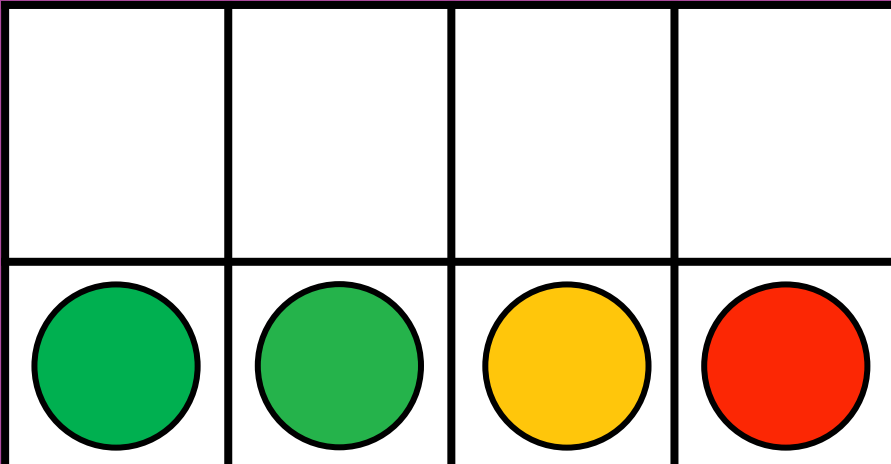
Guided Phonics + Beyond UNIT 6

Little Minds at Work – ©Tara West



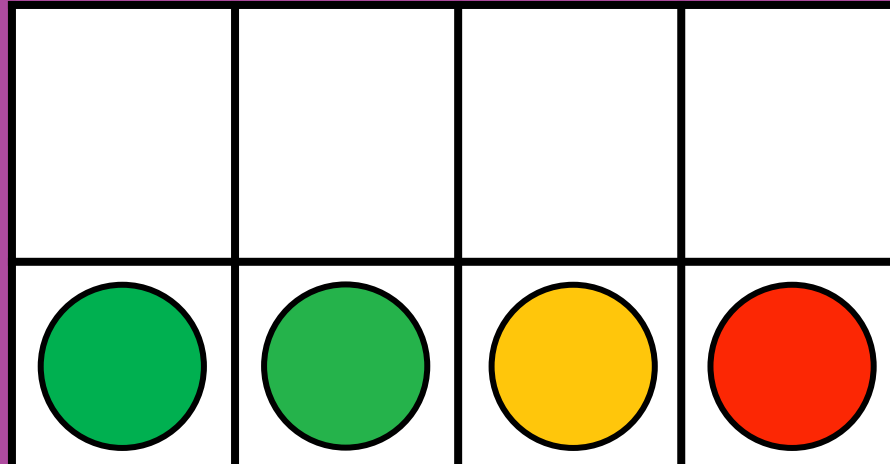
Guided Phonics + Beyond UNIT 6

Little Minds at Work – ©Tara West



Guided Phonics + Beyond UNIT 6

Little Minds at Work – ©Tara West



Guided Phonics + Beyond UNIT 6

Little Minds at Work – ©Tara West

UNIT 6 WORD LIST

Lesson 1: ay

bay
day
hay
lay
may
nay
pay
ray
say
way
bray
clay
fray
gray
play
quay
stay
sway
tray
relay
repay
replay
Jay
Shay
Kay
Taylor

Lesson 2: ai

aid
bail
bait
fail
gain
hail
laid
mail
main
nail
paid
pail
pain
raid
rail
wail
rain
sail
tail
wait
braid
brain
chain
claim
drain
faint
faith
frail



UNIT 6 WORD LIST

grail
grain
paint
plain
quail
saint
snail
stain
trail
train
trait
waist
detail
obtain
quaint
remain
retail
retain
sailor
tailor
waiter
explain
sustain
Faith

Lesson 3: ea

break
great
steak

Lesson 4: eigh

eight
neigh
weigh
eighth
sleigh
weight
freight

Lesson 5: ee

bee
eek
eel
fee
see
tee
beef
beep
beet
deep
feed
feel
feet
free
heel
jeep
keep
knee
meet



UNIT 6 WORD LIST

need
peek
peel
reed
reef
reel
seed
seek
seem
seen
teen
tree
weed
week
cheek
creek
green
greet
kneel
queen
sheet
sleep
speed
steel
sweep
sweet
three
speech
coffee

toffee
peewee
yippee
Lee
Dee

Lesson 6: ea

eat
sea
tea
bead
beak
beam
bean
beat
deal
each
east
flea
heal
heat
lead
leaf
leak
lean
leap
meal
mean
meat



UNIT 6 WORD LIST

neat
peak
plea
read
real
seal
seam
seat
team
weak
beach
cheap
cheat
clean
cream
dream
feast
gleam
knead
leash
least
peach
reach
sneak
speak
steam
teach
treat

wheat
yeast
Jean
Dean
Heath

Lesson 7: ey, y

key
joey
barley
donkey
hockey
jersey
kidney
medley
turkey
valley
volley
chimney
hokey-pokey
pokey
army
baby
bony
city
cozy
duty
envy



UNIT 6 WORD LIST

hazy
lady
lazy
navy
pony
tidy
tiny
wavy
crazy
dirty
empty
fifty
forty
funny
happy
hurry
lucky
party
penny
rocky
silly
sixty
story
sunny
truly
Riley
Bailey
Barney

Ridley
Tony
Lily
Toby
Ruby
Eddy
Henry
Billy

Lesson 9: oa

oak
oat
boat
coal
coat
foal
foam
goal
goat
hoax
load
loaf
loan
moan
moat
oath
road
roam



UNIT 6 WORD LIST

soak
soap
toad
boast
cloak
coach
coast
float
gloat
groan
roast
soapy
toast

know
show
slow
sown
snow
stow
below
blown
elbow
flown
grown
known
lower
shown
throw

Lesson 10: ow

bow
low
mow
own
row
sow
tow
blow
bowl
crow
flow
glow
grow

Lesson 11: oe

doe
foe
hoe
toe
woe
oboe
Joe

Lesson 12: ie

lie
pie



UNIT 6 WORD LIST

tie	sight
lied	thigh
lies	tight
pies	bright
tied	flight
ties	fright
cried	knight
cries	slight
dried	
dries	
flies	
pried	
pries	
skies	
spies	
tried	
tries	

Lesson 13: y, igh

defy
deny
high
sigh
fight
light
might
night
right

Lesson 14: ui

suit
fruit
juice
juicy
bruise
cruise
pursuit
recruit

Lesson 15: ue

cue
due
hue
blue
clue
duel
fuel
glue



UNIT 6 WORD LIST

true	caught
argue	flaunt
cruel	launch
pursue	taught
rescue	
Rue	
Sue	

Lesson 17: au, augh

ant
auto
haul
laud
taut
audio
audit
caulk
cause
fault
fraud
haunt
pause
sauce
taunt
vault
August

Lesson 18: aw

jaw
law
paw
saw
claw
dawn
draw
fawn
flaw
gnaw
hawk
lawn
paw
slaw
thaw
yawn
crawl
drawn
drawn
shawl
straw



UNIT 6 WORD LIST

Lesson 19: oi

oil
boil
coil
coin
foil
join
soil
toil
void
broil
hoist
joint
moist
point
spoil

Lesson 20: oy

boy
joy
soy
toy
decoy
enjoy
employ
oyster
Troy

Lesson 21: ought

bought
fought
sought
brought
drought
thought

Lesson 22: ou, ow

out
foul
loud
noun
ouch
pout
tout
cloud
couch
count
found
hound
mound
mount
mouth
outer
pouch
proud



UNIT 6 WORD LIST

round **Lesson 23: ew**

scout	dew
shout	few
snout	new
sound	blew
south	brew
spout	chew
trout	crew
ground	drew
cow	flew
how	grew
now	knew
vow	news
wow	newt
brow	stew
down	threw
fowl	Drew
gown	
howl	

plow **Lesson 24: oo**

town	boo
brown	moo
clown	too
crowd	zoo
crown	boom
growl	boot
power	cool
scowl	



UNIT 6 WORD LIST

food	foot
fool	good
hoop	hood
hoot	hoof
loop	hook
mood	look
moon	nook
noon	rook
pool	took
roof	wood
room	woof
root	brook
soon	shook
tool	stood
zoom	push
bloom	put
boost	
booth	
broom	
proof	
scoop	
spoon	
stool	
tooth	

Lesson 25: oo, u

book
cook



SAY IT



TAP IT





MAP IT





BUILD IT



WRITE IT



SAY IT



TAP IT





MAP IT






BUILD IT



WRITE IT



SAY IT



TAP IT





MAP IT




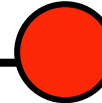


BUILD IT



WRITE IT



SAY IT



TAP IT




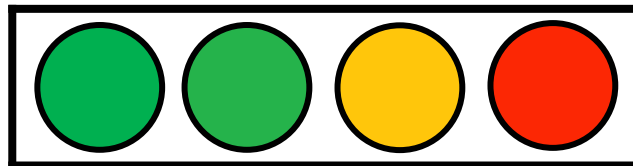
MAP IT



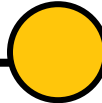
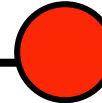


BUILD IT



WRITE IT



a

b

c

d

e

f

g

h

i

j

k

l

m

n

o

p

qu

r

s

t

u

v

w

x

y

z

th

sh

ch

wh

ll

ss

ff

zz

ar

or

er

ir

ur

kn

gn

wr

ph

mb

all

ull

oll

ay

ai

ea

ee

ea

ey

oa

ow

oe

ie

igh

ui

ue

au

aw

aw

oi

oy

ou

ew

oo

eigh

augh

<p>ought</p>	
---------------------	--

ank

ink

onk

unk

ang

ing

ong

ung

ure

oar

oor

our

ore

air

ear

are


eer

ear

UNIT 6: VOWEL VARIANTS

Guided Phonics + Beyond

SENTENCE EXPANDERS



Little Minds at Work – ©Tara West

Set



Set it

Set it on

Set it on the

Set it on the tray.

GPH+B UNIT 6: Lesson 1

Little Minds at Work – ©Tara West

They



They will

They will paint

They will paint it

They will paint it gray.

GPH+B UNIT 6: Lesson 2

Little Minds at Work – ©Tara West

I



I can

I can grill

I can grill this

I can grill this steak.

GPH+B UNIT 6: Lesson 3

Little Minds at Work – ©Tara West

Weigh



Weigh the

Weigh the fish

Weigh the fish on

Weigh the fish on this.

GPH+B UNIT 6: Lesson 4

Little Minds at Work – ©Tara West

Plant



Plant a

Plant a red

Plant a red beet

Plant a red beet seed.

GPH+B UNIT 6: Lesson 5

Little Minds at Work – ©Tara West

I



I will

I will clean

I will clean the

I will clean the beach.

That



That is

That is a

That is a huge

That is a huge turkey.

The



The day

The day is

The day is very

The day is very sunny.

Jam



Jam is

Jam is on

Jam is on the

Jam is on the toast.

The



The crow

The crow sat

The crow sat in

The crow sat in snow.

Joe



Joe can

Joe can use

Joe can use the

Joe can use the hoe.

I



I tried

I tried the

I tried the fried

I tried the fried pie.

Turn



Turn right

Turn right at

Turn right at the

Turn right at the light.

His



His suit

His suit has

His suit has a

His suit has a tie.

The



The kid

The kid did

The kid did not

The kid did not argue.

I



I need

I need to

I need to get

I need to get fuel.

He



He will

He will caulk

He will caulk the

He will caulk the leak.

The



The claw

The claw is

The claw is very

The claw is very sharp.

GPH+B UNIT 6: Lesson 18

Little Minds at Work – ©Tara West

Place



Place it

Place it in

Place it in the

Place it in the soil.

GPH+B UNIT 6: Lesson 19

Little Minds at Work – ©Tara West

Grill



Grill a

Grill a sack

Grill a sack of

Grill a sack of oysters.

GPH+B UNIT 6: Lesson 20

Little Minds at Work – ©Tara West

I



I bought

I bought it

I bought it for

I bought it for you.

GPH+B UNIT 6: Lesson 21

Little Minds at Work – ©Tara West

The



The town

The town is

The town is not

The town is not south.

GPH+B UNIT 6: Lesson 22

Little Minds at Work – ©Tara West

My



My crew

My crew will

My crew will fix

My crew will fix it.

GPH+B UNIT 6: Lesson 23

Little Minds at Work – ©Tara West

Shoot



Shoot it

Shoot it into

Shoot it into the

Shoot it into the hoop.

I



I put

I put on

I put on my


I put on my hood.

UNIT 6: VOWEL VARIANTS


Guided Phonics + Beyond

WORD

CHAINS+DICTATION



Little Minds at Work – ©Tara West

g	r	a	y	t	
l	s				

gray → tray

tray → ray

ray → lay

lay → say

say → slay

slay → stay

"I will state a word for you to write."

hay

bray

quay


fray

relay

pay

GPH+B UNIT 6: Lesson 1

Little Minds at Work – ©Tara West

l	a	i	d	p	
n	r	g	m		

laid → paid

paid → pain

pain → rain

rain → grain

grain → gain

gain → main

"I will state a word for you to write."

great

paint

quail


steak

claim

braid

GPH+B UNIT 6: Lessons 2-3

Little Minds at Work – ©Tara West

e	i	g	h ²	t	
f	r	w	n		

eighth → eight

eight → freight

freight → weight

weight → weigh

weigh → neigh

neigh → eight

"I will state a word for you to write."

sleigh

stain

clay


drain

waist

way

GPH+B UNIT 6: Lesson 4

Little Minds at Work – ©Tara West

m	e ²	t	f	l	
p	k	d			

meet → feet

feet → feel

feel → peel

peel → peek

peek → seek

seek → seed

"I will state a word for you to write."

reed

beep

week


speech

sleep

greet

GPH+B UNIT 6: Lesson 5

Little Minds at Work – ©Tara West

r	e	a	m	c	
h	b	s	t		

ream → reach

reach → beach

beach → beam

beam → seam

seam → seat

seat → meat

"I will state a word for you to write."

feast

dream

speak


treat

wheat

real

GPH+B UNIT 6: Lesson 6

Little Minds at Work – ©Tara West

p	e	n ²	y	j	
b	u	s	f	r	

penny → Jenny

Jenny → Benny

Benny → bunny

bunny → sunny

sunny → funny

funny → runny

"I will state a word for you to write."

tiny

joe

chimney


wavy

lucky

forty

GPH+B UNIT 6: Lesson 7

Little Minds at Work – ©Tara West

r	e	a	d	c	
h	p	t	m	b	

read → reach

reach → peach

peach → teach

teach → team

team → beam

beam → beach

"I will state a word for you to write."

reed

beep

week


speech

sleep

greet

GPH+B UNIT 6: Lesson 8

Little Minds at Work – ©Tara West

l	o	a	f	d	
r	m	g			

loaf → load

load → road

road → roam

roam → foam

foam → foal

foal → goal

"I will state a word for you to write."

roast

float

oath


groan

coal

cloak

GPH+B UNIT 6: Lesson 9

Little Minds at Work – ©Tara West

k	n ²	o	w	s	
t	b				

know → known

known → sown

sown → sow

sow → stow

stow → tow

tow → bow

"I will state a word for you to write."

snow

flown

blow


shown

bowl

own

GPH+B UNIT 6: Lesson 10

Little Minds at Work – ©Tara West

j	o	e	d	f	
h	t	w			

Joe → doe

doe → foe

foe → hoe

hoe → toe

toe → woe

woe → Joe

"I will state a word for you to write."

hoe

moan

crow


low

blown

woe

GPH+B UNIT 6: Lesson 11

Little Minds at Work – ©Tara West

t	i	e	s	d ²	
r	c				

ties → tied

tied → tried

tried → dried

dried → dries

dries → cries

cries → cried

"I will state a word for you to write."

skies

tie

tries


flies

spied

pie

GPH+B UNIT 6: Lesson 12

Little Minds at Work – ©Tara West

s	l	i	g	h	
t ²	f	r	b		

slight → sight

sight → tight

fight → right

fight → flight

flight → fright

fright → bright

"I will state a word for you to write."

knight


thigh

right

high

night

sigh

g	l	u	e	c	
h	d	f			

glue → clue

clue → cue

cue → hue

hue → due

due → duel

duel → fuel

"I will state a word for you to write."

cruel


true

rescue

blue

Sue

argue

d	r	a	w	n	
p	l				

draw → drawn

drawn → dawn

dawn → pawn

pawn → paw

paw → law

law → lawn

"I will state a word for you to write."

taut


claw

taunt

shawl

caught

launch

j	o	i	n	t	
c	l	s	b	r	

joint → join

join → coin

coin → coil

coil → soil

soil → boil

boil → broil

"I will state a word for you to write."

employ


spoil

coy

decoy

toy

point

t ²	r	o	u	p	
c ²	h				

trout → tout

tout → pout

pout → out

out → ouch

ouch → pouch

pouch → couch

"I will state a word for you to write."

chow


down

crowd

cloud

growl

scout

n	e	w	s	t	
d	f	l	b		

news → newt

newt → new

new → dew

dew → few

few → flew

flew → blew

"I will state a word for you to write."

stew


brew

grew

drew

threw

crew

b	o ²	m	l	r	
t	h	p			

boom → bloom

bloom → broom

broom → room

room → root


hoot → hoop

hoop → loop

"I will state a word for you to write."

boost	scoop	spoon
-------	-------	-------

mood	food	tool
------	------	------

w	o ²	d	f	h	
k	b	r			

wood → woof

woof → hoof

hoof → hood

hood → hook

hook → book

book → brook

"I will state a word for you to write."


shook	push	rook
-------	------	------

took	put	bush
------	-----	------

UNIT 6: VOWEL VARIANTS

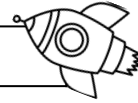
Guided Phonics + Beyond

PHONEMIC AWARENESS ROUTINES



Little Minds at Work – ©Tara West

Sound Substitution



"I will state a word. You will substitute a sound."

tray, change /t/ to /g/

slay, change /l/ to /t/

pay, change /p/ to /m/

ray, change /r/ to /b/


stay, change /t/ to /w/

day, change /d/ to /s/

Guided Phonics + Beyond UNIT 6

Little Minds at Work – ©Tara West

Sound Substitution



"I will state a word. You will substitute a sound."

braid, change /d/ to /n/

main, change /m/ to /ch/

grail, change /l/ to /n/

faith, change /th/ to /l/


train, change /n/ to /l/

neigh, change /n/ to /w/

Guided Phonics + Beyond UNIT 6

Little Minds at Work – ©Tara West

Sound Substitution



"I will state a word. You will substitute a sound."

steed, change /t/ to /p/

week, change /w/ to /ch/

sweet, change /t/ to /p/

coffee, change /k/ to /t/

seen, change /s/ to /kw/

knee, change /n/ to /b/

Guided Phonics + Beyond UNIT 6

Little Minds at Work – ©Tara West

Sound Substitution



"I will state a word. You will substitute a sound."

dream, change /d/ to /k/

cheap, change /ch/ to /p/

seam, change /m/ to /t/

wheat, change /wh/ to /b/

yeast, change /y/ to /b/

speak, change /p/ to /n/

Guided Phonics + Beyond UNIT 6

Little Minds at Work – ©Tara West

Sound Substitution



"I will state a word. You will substitute a sound."

tiny, change /n/ to /d/

defy, change /f/ to /n/

sunny, change /s/ to /f/

lady, change /d/ to /z/


Willy, change /w/ to /s/

hazy, change /h/ to /l/

Guided Phonics + Beyond UNIT 6

Little Minds at Work – ©Tara West

Sound Substitution



"I will state a word. You will substitute a sound."

coat, change /t/ to /ch/

boast, change /b/ to /t/

coal, change /l/ to /t/

soap, change /p/ to /k/

gloat, change /g/ to /f/

coax, change /k/ to /h/

Sound Substitution



"I will state a word. You will substitute a sound."

grow, change /r/ to /l/

flown, change /f/ to /b/


stow, change /t/ to /n/

mow, change /m/ to /b/

sown, change /s/ to /n/

low, change /l/ to /r/

Sound Substitution



"I will state a word. You will substitute a sound."

hoe, change /h/ to /w/

goal, change /l/ to /t/

toe, change /t/ to /j/

foal, change /l/ to /m/

foe, change /f/ to /d/

ruby, change /b/ to /d/

Sound Substitution



"I will state a word. You will substitute a sound."

flies, change /l/ to /r/

skies, change /k/ to /p/

dries, change /s/ to /d/

tied, change /d/ to /s/

pie, change /p/ to /t/

pried, change /p/ to /t/

Sound Substitution



"I will state a word. You will substitute a sound."

bright, change /b/ to /f/

sigh, change /s/ to /th/

knight, change /n/ to /s/

flight, change /f/ to /s/

fright, change /r/ to /l/

night, change /n/ to /m/

Sound Substitution



"I will state a word. You will substitute a sound."

duel, change /d/ to /f/

bruise, change /b/ to /c/

Sue, change /s/ to /k/

clue, change /k/ to /b/

hue, change /h/ to /d/

blue, change /b/ to /g/

Sound Substitution



"I will state a word. You will substitute a sound."

haul, change /h/ to /m/

pause, change /p/ to /k/

fault, change /f/ to /v/

caught, change /k/ to /t/


haul, change /h/ to /p/

haunt, change /h/ to /t/

Guided Phonics + Beyond UNIT 6

Little Minds at Work – ©Tara West

Sound Substitution



"I will state a word. You will substitute a sound."

raw, change /r/ to /th/

gawk, change /g/ to /h/

fawn, change /f/ to /d/

law, change /l/ to /j/


drawl, change /d/ to /k/

gnaw, change /n/ to /r/

Guided Phonics + Beyond UNIT 6

Little Minds at Work – ©Tara West

Sound Substitution



"I will state a word. You will substitute a sound."

joint, change /j/ to /p/

boil, change /b/ to /k/

toil, change /t/ to /s/

coil, change /l/ to /n/


moist, change /m/ to /h/

coin, change /k/ to /j/

Guided Phonics + Beyond UNIT 6

Little Minds at Work – ©Tara West

Sound Substitution



"I will state a word. You will substitute a sound."

toy, change /t/ to /j/

drought, change /d/ to /b/

coy, change /k/ to /b/

sought, change /s/ to /th/

joy, change /j/ to /s/

fought, change /f/ to /b/

Guided Phonics + Beyond UNIT 6

Little Minds at Work – ©Tara West

Sound Substitution



"I will state a word. You will substitute a sound."

pout, change /t/ to /ch/

mound, change /m/ to /h/

shout, change /sh/ to /t/

snout, change /n/ to /k/

south, change /s/ to /m/

count, change /k/ to /m/

Guided Phonics + Beyond UNIT 6

Little Minds at Work – ©Tara West

Sound Substitution



"I will state a word. You will substitute a sound."

crown, change /k/ to /b/

vow, change /v/ to /ch/

crown, change /r/ to /l/

town, change /t/ to /g/

prow, change /r/ to /l/

crown, change /n/ to /d/

Guided Phonics + Beyond UNIT 6

Little Minds at Work – ©Tara West

Sound Substitution



"I will state a word. You will substitute a sound."

grew, change /g/ to /d/

news, change /z/ to /t/


few, change /f/ to /d/

blew, change /l/ to /r/

dew, change /d/ to /ch/

crew, change /k/ to /th/

Sound Substitution



"I will state a word. You will substitute a sound."

spoon, change /n/ to /k/

bloom, change /m/ to /n/

tool, change /l/ to /th/

bloom, change /l/ to /r/

hoot, change /t/ to /k/

boot, change /t/ to /th/

Sound Substitution



"I will state a word. You will substitute a sound."

took, change /t/ to /sh/

woof, change /f/ to /d/

book, change /b/ to /k/

hood, change /d/ to /f/

wood, change /w/ to /g/

soot, change /s/ to /f/

Sound Substitution



"I will state a word. You will substitute a sound."

stain, change /ā/ to /ō/

hue, change /ū/ to /ō/

toad, change /ō/ to /ī/

poach, change /ō/ to /ē/

slow, change /ō/ to /ā/

choke, change /ō/ to /ē/

Sound Substitution



"I will state a word. You will substitute a sound."

beat, change /ē/ to /ā/

tray, change /ā/ to /ū/

slow, change /ō/ to /aw/

lash, change /ā/ to /ē/

crowd, change /ou/ to /ī/

pint, change /ī/ to /ā/

Sound Substitution



"I will state a word. You will substitute a sound."

fray, change /ā/ to /ē/

mean, change /ē/ to /ō/

seat, change /ē/ to /ū/

grown, change /ō/ to /ē/


foil, change /oi/ to /ā/

peek, change /ē/ to /ō/

UNIT 6: VOWEL VARIANTS

Guided Phonics + Beyond

DICTATION ROUTINES



Little Minds at Work – ©Tara West

Dictation



"I will state a word for you to write."

quay

gray

ray

bay

pay

relay

"I will state a phrase for you to write."

Set the milk on the tray.

I can make it with clay.

GPH+B UNIT 6 Lesson 1

Little Minds at Work – ©Tara West

Dictation



"I will state a word for you to write."

claim

brain

snail

saint

laid

waist

"I will state a phrase for you to write."

Can you fix my braid?

I will ride the train again.

GPH+B UNIT 6 Lesson 2

Little Minds at Work – ©Tara West

Dictation



"I will state a word for you to write."

great

quail

break

sway

steak

tail

"I will state a phrase for you to write."

I did break the lamp.

They had a great day.

GPH+B UNIT 6 Lesson 3

Little Minds at Work – ©Tara West

Dictation



"I will state a word for you to write."

eight

freight

neigh

weight

sleigh

eighth

"I will state a phrase for you to write."

I am in the eighth grade.

Did a vet weigh the pet?

GPH+B UNIT 6 Lesson 4

Little Minds at Work – ©Tara West

Dictation



"I will state a word for you to write."

need

free

speed

cheek

creek

sheep

"I will state a phrase for you to write."

You will go to sleep.

Pull up that long weed.

GPH+B UNIT 6 Lesson 5

Little Minds at Work – ©Tara West

Dictation



"I will state a word for you to write."

seam

leap

plea

sneak

treat

cheap

"I will state a phrase for you to write."

Can you reach that?

I will harvest the wheat.

Dictation



"I will state a word for you to write."

key

turkey

silly

forty

barley

baby

"I will state a phrase for you to write."

Where is my jersey?

Ruby is a nice lady.

Dictation



"I will state a word for you to write."

medley

queen

team

yeast

kidney

greet

"I will state a phrase for you to write."

Is the dog on a leash?

This is a very funny film!

Dictation



"I will state a word for you to write."

moan

float

roast

soapy

oath

foal

"I will state a phrase for you to write."

Sail along the coast.

I will coach the team.

Dictation



"I will state a word for you to write."

blow

grown

show

flow

own

low

"I will state a phrase for you to write."

Fill up your bowl.

A bird had flown by.

Dictation



"I will state a word for you to write."

foe

woe

toe

oboe

hoe

doe

"I will state a phrase for you to write."

The doe ate the plant.

Joe hurt his big toe.

Dictation



"I will state a word for you to write."

lies

spied

tries

fried

cries

skies

"I will state a phrase for you to write."

She pried open the lock.

I tried a slice of pie.

Dictation



"I will state a word for you to write."

sigh

fright

knight

thigh

slight

high

"I will state a phrase for you to write."

The light is so bright.

I might mow the grass.

Dictation



"I will state a word for you to write."

cruise

suit

juice

juicy

bruise

fruit

"I will state a phrase for you to write."

Fill this up with fruit juice.

That is a huge bruise!

Dictation



"I will state a word for you to write."

due

argue

fuel

cruel

true

glue

"I will state a phrase for you to write."

Rue will rescue the cat.

The rent payment is due.

Dictation



"I will state a word for you to write."

recruit

cue

rescue

hue

pursuit

clue

"I will state a phrase for you to write."

Recruit him for the job.

Why did you argue?

Dictation



"I will state a word for you to write."

audit

flaunt

haul

fraud

taught

taut

"I will state a phrase for you to write."

I caught a huge fish!

He has auburn hair.

Dictation



"I will state a word for you to write."

hawk

dawn

saw

gear

flaw

thaw

"I will state a phrase for you to write."

Can you knit a shawl?

The tiger ate raw meat.

Dictation



"I will state a word for you to write."

joint

spoil

coil

void

point

broil

"I will state a phrase for you to write."

Hoist up the main sail.

Plant a seed in the soil.

Dictation



"I will state a word for you to write."

ploy

oyster

boy

decoy

toy

employ

"I will state a phrase for you to write."

Roy did enjoy the show.

Do you drink soy milk?

Dictation



"I will state a word for you to write."

fought

thought

bought

drought

sought

brought

"I will state a phrase for you to write."

He sought my advice.

I bought a plane ticket.

Dictation



"I will state a word for you to write."

mound

plow

noun

trout

gown

scowl

"I will state a phrase for you to write."

How high can you count?

I got lost in the crowd.

Dictation



"I will state a word for you to write."

news

knob

newt

few

blew

chew

"I will state a phrase for you to write."

He drew me a picture.

I threw the baseball.

Dictation



"I will state a word for you to write."

scoop

boost

boom

booth

mood

loop

"I will state a phrase for you to write."

I hear a sound on the roof.

An owl can hoot at night.

Dictation



"I will state a word for you to write."

good

brook

stood

hook

took

hood

"I will state a phrase for you to write."

He took my new book.

The wet dog shook water.

Name:

Dictation Practice




Listen and write.

UNIT 6: VOWEL VARIANTS

Guided Phonics + Beyond

MAPPING ROUTINES



Little Minds at Work – ©Tara West

Orthographic Word Mapping



"Listen.
Repeat
the word."

"Tap the
sounds in
the word."

"Map the
sounds in
the word."

sway

/s/, /w/, /ā/

/s/, /w/, /ā/

clay

/k/, /l/, /ā/

/k/, /l/, /ā/

fray

/f/, /r/, /ā/

/f/, /r/, /ā/

tray

/t/, /r/, /ā/

/t/, /r/, /ā/

"After you map the sounds, write a letter for each sound. What is the word? What are the sounds?"

GPH+B UNIT 6 Lesson 1

Little Minds at Work – ©Tara West

Orthographic Word Mapping



"Listen.
Repeat
the word."

"Tap the
sounds in
the word."

"Map the
sounds in
the word."

bait

/b/, /ā/, /t/

/b/, /ā/, /t/

grain

/g/, /r/, /ā/, /n/

/g/, /r/, /ā/, /n/

waist

/w/, /ā/, /s/, /t/

/w/, /ā/, /s/, /t/

braid

/b/, /r/, /ā/, /d/

/b/, /r/, /ā/, /d/

"After you map the sounds, write a letter for each sound. What is the word? What are the sounds?"

GPH+B UNIT 6 Lesson 2

Little Minds at Work – ©Tara West

Orthographic Word Mapping



"Listen.
Repeat
the word."

"Tap the
sounds in
the word."

"Map the
sounds in
the word."

great

/g/, /r/, /ā/, /t/

/g/, /r/, /ā/, /t/

steak

/s/, /t/, /ā/, /k/

/s/, /t/, /ā/, /k/

break

/b/, /r/, /ā/, /k/

/b/, /r/, /ā/, /k/

quail

/kw/, /ā/, /l/

/kw/, /ā/, /l/

"After you map the sounds, write a letter for each sound. What is the word? What are the sounds?"

GPH+B UNIT 6 Lesson 3

Little Minds at Work – ©Tara West

Orthographic Word Mapping



"Listen.
Repeat
the word."

"Tap the
sounds in
the word."

"Map the
sounds in
the word."

weigh

/w/, /ā/

/w/, /ā/

sleigh

/s/, /l/, /ā/

/s/, /l/, /ā/

eighth

/ā/, /th/

/ā/, /th/

neigh

/n/, /ā/

/n/, /ā/

"After you map the sounds, write a letter for each sound. What is the word? What are the sounds?"

GPH+B UNIT 6 Lesson 4

Little Minds at Work – ©Tara West

Orthographic Word Mapping



"Listen.
Repeat
the word."

"Tap the
sounds in
the word."

"Map the
sounds in
the word."

seed

/s/, /ē/, /d/

/s/, /ē/, /d/

reef

/r/, /ē/, /f/

/r/, /ē/, /f/

speed

/s/, /p/, /ē/, /d/

/s/, /p/, /ē/, /d/

kneel

/n/, /ē/, /l/

/n/, /ē/, /l/

"After you map the sounds, write a letter for each sound. What is the word? What are the sounds?"

GPH+B UNIT 6 Lesson 5

Little Minds at Work – ©Tara West

Orthographic Word Mapping



"Listen.
Repeat
the word."

"Tap the
sounds in
the word."

"Map the
sounds in
the word."

cream

/k/, /r/, /ē/, /m/

/k/, /r/, /ē/, /m/

lean

/l/, /ē/, /n/

/l/, /ē/, /n/

feast

/f/, /ē/, /s/, /t/

/f/, /ē/, /s/, /t/

seal

/s/, /ē/, /l/

/s/, /ē/, /l/

"After you map the sounds, write a letter for each sound. What is the word? What are the sounds?"

Orthographic Word Mapping



"Listen.
Repeat
the word."

"Tap the
sounds in
the word."

"Map the
sounds in
the word."

navy

/n/, /ā/, /v/, /ē/

/n/, /ā/, /v/, /ē/

lucky

/l/, /u/, /k/, /ē/

/l/, /u/, /k/, /ē/

key

/k/, /ē/

/k/, /ē/

bony

/b/, /ō/, /n/, /ē/

/b/, /ō/, /n/, /ē/

"After you map the sounds, write a letter for each sound. What is the word? What are the sounds?"

Orthographic Word Mapping



"Listen.
Repeat
the word."

"Tap the
sounds in
the word."

"Map the
sounds in
the word."

pokey

/p/, /ō/, /k/, /ē/

/p/, /ō/, /k/, /ē/

reach

/r/, /ē/, /ch/

/r/, /ē/, /ch/

heat

/h/, /ē/, /t/

/h/, /ē/, /t/

green

/g/, /r/, /ē/, /n/

/g/, /r/, /ē/, /n/

"After you map the sounds, write a letter for each sound. What is the word? What are the sounds?"

Orthographic Word Mapping



"Listen.
Repeat
the word."

"Tap the
sounds in
the word."

"Map the
sounds in
the word."

hoax

/h/, /ō/, /x/

/h/, /ō/, /x/

coach

/k/, /ō/, /ch/

/k/, /ō/, /ch/

loan

/l/, /ō/, /n/

/l/, /ō/, /n/

roast

/r/, /ō/, /s/, /t/

/r/, /ō/, /s/, /t/

"After you map the sounds, write a letter for each sound. What is the word? What are the sounds?"

Orthographic Word Mapping



"Listen.
Repeat
the word."

"Tap the
sounds in
the word."

"Map the
sounds in
the word."

known

/n/, /ō/, /n/

/n/, /ō/, /n/

below

/b/, /ē/, /l/, /ō/

/b/, /ē/, /l/, /ō/

slow

/s/, /l/, /ō/

/s/, /l/, /ō/

crow

/k/, /r/, /ō/

/k/, /r/, /ō/

"After you map the sounds, write a letter for each sound. What is the word? What are the sounds?"

Orthographic Word Mapping



"Listen.
Repeat
the word."

"Tap the
sounds in
the word."

"Map the
sounds in
the word."

toe

/t/, /ō/

/t/, /ō/

hoe

/h/, /ō/

/h/, /ō/

oboe

/ō/, /b/, /ō/

/ō/, /b/, /ō/

doe

/d/, /ō/

/d/, /ō/

"After you map the sounds, write a letter for each sound. What is the word? What are the sounds?"

Orthographic Word Mapping



"Listen.
Repeat
the word."

"Tap the
sounds in
the word."

"Map the
sounds in
the word."

dried

/d/, /r/, /ī/, /d/

/d/, /r/, /ī/, /d/

skies

/s/, /k/, /ī/, /s/

/s/, /k/, /ī/, /s/

lies

/l/, /ī/, /s/

/l/, /ī/, /s/

flies

/f/, /l/, /ī/, /s/

/f/, /l/, /ī/, /s/

"After you map the sounds, write a letter for each sound. What is the word? What are the sounds?"

Orthographic Word Mapping



"Listen.
Repeat
the word."

"Tap the
sounds in
the word."

"Map the
sounds in
the word."

might

/m/, /ī/, /t/

/m/, /ī/, /t/

thigh

/th/, /ī/

/th/, /ī/

slight

/s/, /l/, /ī/, /t/

/s/, /l/, /ī/, /t/

fright

/f/, /r/, /ī/, /t/

/f/, /r/, /ī/, /t/

"After you map the sounds, write a letter for each sound. What is the word? What are the sounds?"

Orthographic Word Mapping



"Listen.
Repeat
the word."

"Tap the
sounds in
the word."

"Map the
sounds in
the word."

suit

/s/, /ū/, /t/

/s/, /ū/, /t/

juicy

/j/, /ū/, /s/, /ē/

/j/, /ū/, /s/, /ē/

fruit

/f/, /r/, /ū/, /t/

/f/, /r/, /ū/, /t/

cruise

/k/, /r/, /ū/, /s/

/k/, /r/, /ū/, /s/

"After you map the sounds, write a letter for each sound. What is the word? What are the sounds?"

Orthographic Word Mapping



"Listen.
Repeat
the word."

"Tap the
sounds in
the word."

"Map the
sounds in
the word."

true

/t/, /r/, /ū/

/t/, /r/, /ū/

fuel

/d/, /ū/, /l/

/d/, /ū/, /l/

hue

/h/, /ū/

/h/, /ū/

duel

/d/, /ū/, /l/

/d/, /ū/, /l/

"After you map the sounds, write a letter for each sound. What is the word? What are the sounds?"

Orthographic Word Mapping



"Listen.
Repeat
the word."

"Tap the
sounds in
the word."

"Map the
sounds in
the word."

cruel

/k/, /r/, /ū/, /l/

/k/, /r/, /ū/, /l/

bruise

/b/, /r/, /ū/, /s/

/b/, /r/, /ū/, /s/

glue

/g/, /l/, /ū/

/g/, /l/, /ū/

juice

/j/, /ū/, /s/

/j/, /ū/, /s/

"After you map the sounds, write a letter for each sound. What is the word? What are the sounds?"

Orthographic Word Mapping



"Listen.
Repeat
the word."

"Tap the
sounds in
the word."

"Map the
sounds in
the word."

audit

/aw/, /d/, /l/, /t/

/aw/, /d/, /l/, /t/

vault

/v/, /aw/, /l/, /t/

/v/, /aw/, /l/, /t/

auto

/aw/, /t/, /ō/

/aw/, /t/, /ō/

caulk

/k/, /aw/, /l/, /k/

/k/, /aw/, /l/, /k/

"After you map the sounds, write a letter for each sound. What is the word? What are the sounds?"

Orthographic Word Mapping



"Listen.
Repeat
the word."

"Tap the
sounds in
the word."

"Map the
sounds in
the word."

pawn

/p/, /aw/, /n/

/p/, /aw/, /n/

jaw

/j/, /aw/

/j/, /aw/

gawk

/g/, /aw/, /k/

/g/, /aw/, /k/

thaw

/th/, /aw/

/th/, /aw/

"After you map the sounds, write a letter for each sound. What is the word? What are the sounds?"

Orthographic Word Mapping



"Listen.
Repeat
the word."

"Tap the
sounds in
the word."

"Map the
sounds in
the word."

join

/j/, /oi/, /n/

/j/, /oi/, /n/

toil

/t/, /oi/, /l/

/t/, /oi/, /l/

hoist

/h/, /oi/, /s/, /t/

/h/, /oi/, /s/, /t/

point

/p/, /oi/, /n/, /t/

/p/, /oi/, /n/, /t/

"After you map the sounds, write a letter for each sound. What is the word? What are the sounds?"

Orthographic Word Mapping



"Listen.
Repeat
the word."

"Tap the
sounds in
the word."

"Map the
sounds in
the word."

ploy

/p/, /l/, /oi/

/p/, /l/, /oi/

boy

/b/, /oi/

/b/, /oi/

joy

/j/, /oi/

/j/, /oi/

coy

/k/, /oi/

/k/, /oi/

"After you map the sounds, write a letter for each sound. What is the word? What are the sounds?"

Orthographic Word Mapping



"Listen.
Repeat
the word."

"Tap the
sounds in
the word."

"Map the
sounds in
the word."

fought

/f/, /awt/

/f/, /awt/

sought

/s/, /awt/

/s/, /awt/

bought

/b/, /awt/

/b/, /awt/

thought

/th/, /awt/

/th/, /awt/

"After you map the sounds, write a letter for each sound. What is the word? What are the sounds?"

Orthographic Word Mapping



"Listen.
Repeat
the word."

"Tap the
sounds in
the word."

"Map the
sounds in
the word."

pout

/p/, /ow/, /t/

/p/, /ow/, /t/

chow

/ch/, /ow/

/ch/, /ow/

foul

/f/, /ow/, /l/

/f/, /ow/, /l/

gown

/g/, /ow/, /n/

/g/, /ow/, /n/

"After you map the sounds, write a letter for each sound. What is the word? What are the sounds?"

Orthographic Word Mapping



"Listen.
Repeat
the word."

"Tap the
sounds in
the word."

"Map the
sounds in
the word."

knew

/n/, /oo/

/n/, /oo/

chew

/ch/, /oo/

/ch/, /oo/

flew

/f/, /l/, /oo/

/f/, /l/, /oo/

few

/f/, /oo/

/f/, /oo/

"After you map the sounds, write a letter for each sound. What is the word? What are the sounds?"

Orthographic Word Mapping



"Listen.
Repeat
the word."

"Tap the
sounds in
the word."

"Map the
sounds in
the word."

mood

/m/, /oo/, /d/

/m/, /oo/, /d/

cool

/k/, /oo/, /l/

/k/, /oo/, /l/

soon

/s/, /oo/, /n/

/s/, /oo/, /n/

tool

/t/, /oo/, /l/

/t/, /oo/, /l/

"After you map the sounds, write a letter for each sound. What is the word? What are the sounds?"

Orthographic Word Mapping



"Listen.
Repeat
the word."

"Tap the
sounds in
the word."

"Map the
sounds in
the word."

nook

/n/, /oo/, /k/

/n/, /oo/, /k/

good

/g/, /oo/, /d/

/g/, /oo/, /d/

woof

/w/, /oo/, /f/

/w/, /oo/, /f/

shook

/sh/, /oo/, /k/

/sh/, /oo/, /k/

"After you map the sounds, write a letter for each sound. What is the word? What are the sounds?"

Name:

Mapping Practice



Listen and map.

--	--

--	--

Guided Phonics + Beyond UNIT 6

Little Minds at Work – ©Tara West

Name:

Mapping Practice



Listen and map.

--	--

--	--

Guided Phonics + Beyond UNIT 6

Little Minds at Work – ©Tara West

Name:

Mapping Practice



Listen and map.

--	--	--

--	--	--

Guided Phonics + Beyond UNIT 6

Little Minds at Work – ©Tara West

Name:

Mapping Practice



Listen and map.

--	--	--

--	--	--

Guided Phonics + Beyond UNIT 6

Little Minds at Work – ©Tara West

Name:

Mapping Practice



Listen and map.

--	--	--	--

--	--	--	--

--	--	--	--

--	--	--	--

Guided Phonics + Beyond UNIT 6

Little Minds at Work – ©Tara West

Name:

Mapping Practice



Listen and map.

--	--	--	--

--	--	--	--

--	--	--	--

--	--	--	--

Guided Phonics + Beyond UNIT 6

Little Minds at Work – ©Tara West

I gave it some hay.



Guided Phonics + Beyond UNIT 6: Lesson 1

Little Minds at Work – ©Tara West


The train will stop.



Guided Phonics + Beyond UNIT 6: Lesson 2

Little Minds at Work – ©Tara West


Did you break it?



Guided Phonics + Beyond UNIT 6: Lesson 3

Little Minds at Work – ©Tara West

The kid is eight.



Guided Phonics + Beyond UNIT 6: Lesson 4

Little Minds at Work – ©Tara West


She will feed him.



Guided Phonics + Beyond UNIT 6: Lesson 5

Little Minds at Work – ©Tara West


This peach is ripe.



Guided Phonics + Beyond UNIT 6: Lesson 6

Little Minds at Work – ©Tara West

Jelly is in the jar.



Guided Phonics + Beyond UNIT 6: Lesson 7

Little Minds at Work – ©Tara West

The city is windy.



Guided Phonics + Beyond UNIT 6: Lesson 8

Little Minds at Work – ©Tara West

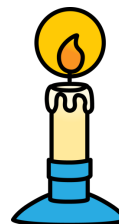
I have a pet goat.



Guided Phonics + Beyond UNIT 6: Lesson 9

Little Minds at Work – ©Tara West


The snow is cold.



Guided Phonics + Beyond UNIT 6: Lesson 10

Little Minds at Work – ©Tara West

Did the doe nap?



Guided Phonics + Beyond UNIT 6: Lesson 11

Little Minds at Work – ©Tara West

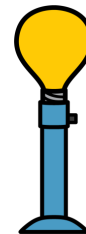
The baby cried.



Guided Phonics + Beyond UNIT 6: Lesson 12

Little Minds at Work – ©Tara West

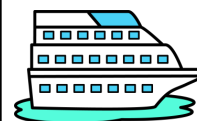
The light is bright.



Guided Phonics + Beyond UNIT 6: Lesson 13

Little Minds at Work – ©Tara West

We are on a cruise.



Guided Phonics + Beyond UNIT 6: Lesson 14

Little Minds at Work – ©Tara West


He will rescue her.



Guided Phonics + Beyond UNIT 6: Lesson 15

Little Minds at Work – ©Tara West

I left you a clue.



Guided Phonics + Beyond UNIT 6: Lesson 16

Little Minds at Work – ©Tara West

Do not taunt her.



Guided Phonics + Beyond UNIT 6: Lesson 17

Little Minds at Work – ©Tara West


Your lawn is huge!



Guided Phonics + Beyond UNIT 6: Lesson 18

Little Minds at Work – ©Tara West

Place the foil on it.



Guided Phonics + Beyond UNIT 6: Lesson 19

Little Minds at Work – ©Tara West

I gave him my toy.



Guided Phonics + Beyond UNIT 6: Lesson 20

Little Minds at Work – ©Tara West

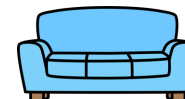
I brought a gift.



Guided Phonics + Beyond UNIT 6: Lesson 21

Little Minds at Work – ©Tara West

The sound is loud!



Guided Phonics + Beyond UNIT 6: Lesson 22

Little Minds at Work – ©Tara West

The plant has dew.



Guided Phonics + Beyond UNIT 6: Lesson 23

Little Minds at Work – ©Tara West


The time is noon.



Guided Phonics + Beyond UNIT 6: Lesson 24

Little Minds at Work – ©Tara West


Is this your book?



UNIT 6: VOWEL VARIANTS

Guided Phonics + Beyond

VOWEL ROUTINES



Little Minds at Work – ©Tara West

Vowel Sticks



"I will state a vowel sound. You'll show the matching vowel stick."

ā	ē	ī	ō	ū
---	---	---	---	---

"I will state a word. You'll show the vowel stick."

bay	beach	suit
toast	lie	bait
ail	beep	mow

GPH+B UNIT 6

Little Minds at Work – ©Tara West

Vowel Sticks



"I will state a vowel sound. You'll show the matching vowel stick."

ā	ē	ī	ō	ū
---	---	---	---	---

"I will state a word. You'll show the vowel stick."

pie	deal	deep
own	day	bee
fail	knight	oak

GPH+B UNIT 6

Little Minds at Work – ©Tara West

Vowel Sticks



"I will state a vowel sound. You'll show the matching vowel stick."

ā	ē	ī	ō	ū
---	---	---	---	---

"I will state a word. You'll show the vowel stick."

feed	tie	roast
east	fruit	row
read	gain	hay

GPH+B UNIT 6

Little Minds at Work – ©Tara West

Vowel Sticks



"I will state a vowel sound. You'll show the matching vowel stick."

ā	ē	ī	ō	ū
---	---	---	---	---


"I will state a word. You'll show the vowel stick."

groan	lay	sow
aid	each	flight
feel	lied	laid

GPH+B UNIT 6

Little Minds at Work – ©Tara West

Vowel Sticks



"I will state a vowel sound. You'll show the matching vowel stick."

ā	ē	ī	ō	ū
---	---	---	---	---

"I will state a word. You'll show the vowel stick."

mail	bright	blow
flea	tee	may
juice	key	gloat

GPH+B UNIT 6

Little Minds at Work – ©Tara West

Vowel Sticks



"I will state a vowel sound. You'll show the matching vowel stick."

ā	ē	ī	ō	ū
---	---	---	---	---

"I will state a word. You'll show the vowel stick."

virtue	leak	tight
float	eight	knee
nay	pies	bowl

GPH+B UNIT 6

Little Minds at Work – ©Tara West

Vowel Sticks



"I will state a vowel sound. You'll show the matching vowel stick."

ā	ē	ī	ō	ū
---	---	---	---	---

"I will state a word. You'll show the vowel stick."

tied	bruise	pay
seem	crow	lean
coast	thigh	nail

GPH+B UNIT 6

Little Minds at Work – ©Tara West

Vowel Sticks



"I will state a vowel sound. You'll show the matching vowel stick."

ā	ē	ī	ō	ū
---	---	---	---	---

"I will state a word. You'll show the vowel stick."

ties	cheek	sight
ray	coach	braid
meal	sue	flow

GPH+B UNIT 6

Little Minds at Work – ©Tara West

Vowel Sticks



"I will state a vowel sound. You'll show the matching vowel stick."

ā	ē	ī	ō	ū
---	---	---	---	---

"I will state a word. You'll show the vowel stick."

glow	brain	cloak
green	cried	meat
cruise	say	right

GPH+B UNIT 6

Little Minds at Work – ©Tara West

Vowel Sticks



"I will state a vowel sound. You'll show the matching vowel stick."

ā	ē	ī	ō	ū
---	---	---	---	---

"I will state a word. You'll show the vowel stick."

way	night	creek
boast	seal	sown
neigh	medley	cries

GPH+B UNIT 6

Little Minds at Work – ©Tara West

Vowel Sticks



"I will state a vowel sound. You'll show the matching vowel stick."

ā	ē	ī	ō	ū
---	---	---	---	---

"I will state a word. You'll show the vowel stick."

toad	plea	drain
bray	snow	pursuit
dried	sheet	might

GPH+B UNIT 6

Little Minds at Work – ©Tara West

Vowel Sticks



"I will state a vowel sound. You'll show the matching vowel stick."

ā	ē	ī	ō	ū
---	---	---	---	---

"I will state a word. You'll show the vowel stick."

light	soap	see
stow	faint	speech
clay	dries	knead

GPH+B UNIT 6

Little Minds at Work – ©Tara West

Vowel Sticks



"I will state a vowel sound. You'll show the matching vowel stick."

ā	ē	ī	ō	ū
---	---	---	---	---

"I will state a word. You'll show the vowel stick."

three	fray	blown
reach	pried	soak
cue	grain	fight

GPH+B UNIT 6

Little Minds at Work – ©Tara West

Vowel Sticks



"I will state a vowel sound. You'll show the matching vowel stick."

ā	ē	ī	ō	ū
---	---	---	---	---

"I will state a word. You'll show the vowel stick."

weigh	rue	woe
roam	gray	feast
sweep	sigh	pries

GPH+B UNIT 6

Little Minds at Work – ©Tara West

Vowel Sticks



"I will state a vowel sound. You'll show the matching vowel stick."

ā	ē	ī	ō	ū
---	---	---	---	---

"I will state a word. You'll show the vowel stick."

sneak	skies	stain
steel	pursue	road
high	play	flown

GPH+B UNIT 6

Little Minds at Work – ©Tara West

Vowel Sticks



"I will state a vowel sound. You'll show the matching vowel stick."

ā	ē	ī	ō	ū
---	---	---	---	---

"I will state a word. You'll show the vowel stick."

toe	oath	quay
eighth	week	silly
spies	due	dream

GPH+B UNIT 6

Little Minds at Work – ©Tara West

Vowel Sticks



"I will state a vowel sound. You'll show the matching vowel stick."

ā	ē	ī	ō	ū
---	---	---	---	---

"I will state a word. You'll show the vowel stick."

waist	hue	grown
tried	speak	slay
seen	happy	moat

GPH+B UNIT 6

Little Minds at Work – ©Tara West

Vowel Sticks



"I will state a vowel sound. You'll show the matching vowel stick."

ā	ē	ī	ō	ū
---	---	---	---	---

"I will state a word. You'll show the vowel stick."

moan	blue	teach
sleigh	hoe	tries
week	seed	stay

GPH+B UNIT 6

Little Minds at Work – ©Tara West

Vowel Sticks



"I will state a vowel sound. You'll show the matching vowel stick."

ā	ē	ī	ō	ū
---	---	---	---	---

"I will state a word. You'll show the vowel stick."

sway	known	sail
sea	fee	clue
loan	lies	clean

GPH+B UNIT 6

Little Minds at Work – ©Tara West

Vowel Sticks



"I will state a vowel sound. You'll show the matching vowel stick."

ā	ē	ī	ō	ū
---	---	---	---	---

"I will state a word. You'll show the vowel stick."

duel	tray	eel
cheat	loaf	story
weight	cruel	foe

GPH+B UNIT 6

Little Minds at Work – ©Tara West

Vowel Sticks



"I will state a vowel sound. You'll show the matching vowel stick."

ā	ē	ī	ō	ū
---	---	---	---	---

"I will state a word. You'll show the vowel stick."

turkey	fuel	break
shown	wheat	fright
jersey	quail	load

GPH+B UNIT 6

Little Minds at Work – ©Tara West

Vowel Sticks



"I will state a vowel sound. You'll show the matching vowel stick."

ā	ē	ī	ō	ū
---	---	---	---	---

"I will state a word. You'll show the vowel stick."

glue	hoax	rescue
great	true	freight
cheap	army	doe

GPH+B UNIT 6

Little Minds at Work – ©Tara West

Vowel Sticks



"I will state a vowel sound. You'll show the matching vowel stick."


ā	ē	ī	ō	ū
---	---	---	---	---

"I will state a word. You'll show the vowel stick."

throw	yeast	argue
goat	bail	dirty
dirty	steak	slight

GPH+B UNIT 6

Little Minds at Work – ©Tara West






ā

ī

ō


ū

ē




ay

ai




ay

ea




eigh

ay




eigh

ay




ay

ai




eigh

ai



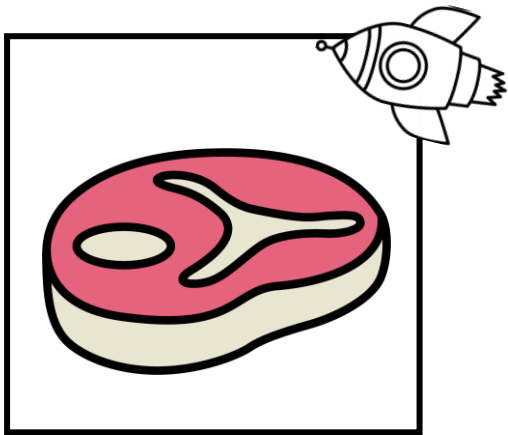
ai

eigh



ai

ea




ea

ay




ea

ai



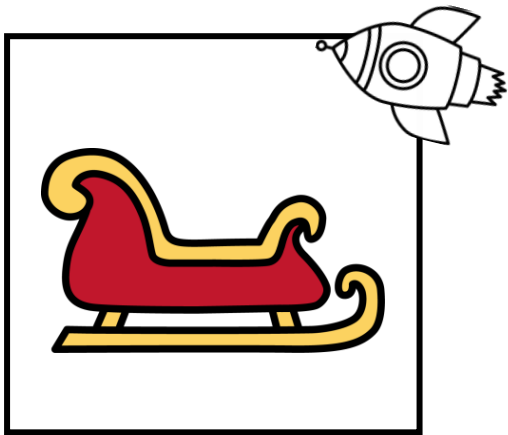
eigh

ea




ai

ea




ea

eigh




ea

ay




eigh

ea




ai

eigh




ee

ey



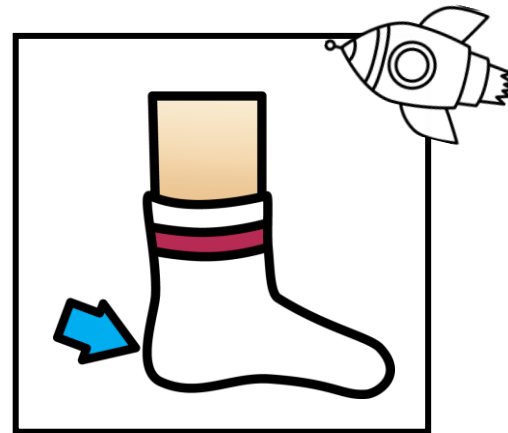
ee

y




ee

ea



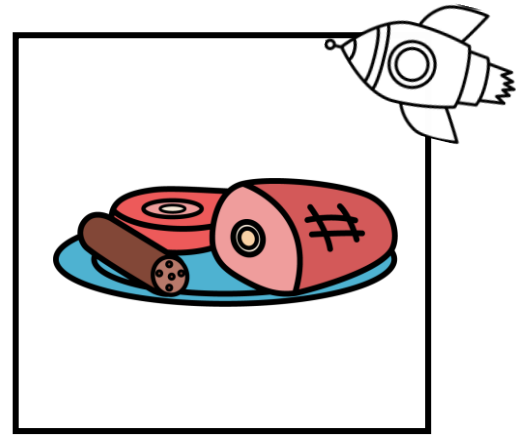
ee

ea



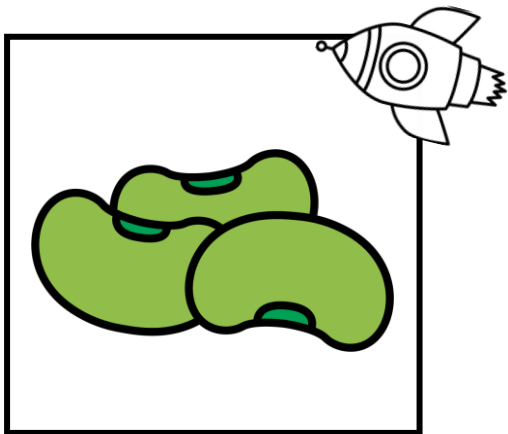
ea

ey



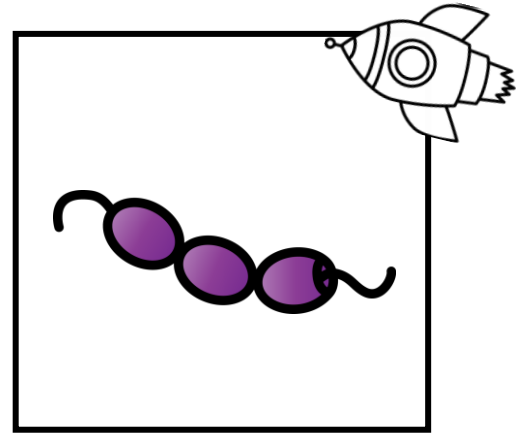
ea

y




ee

ea




ee

ea




ee

ey




ea

ey




ey

y




ey

y




y

ea



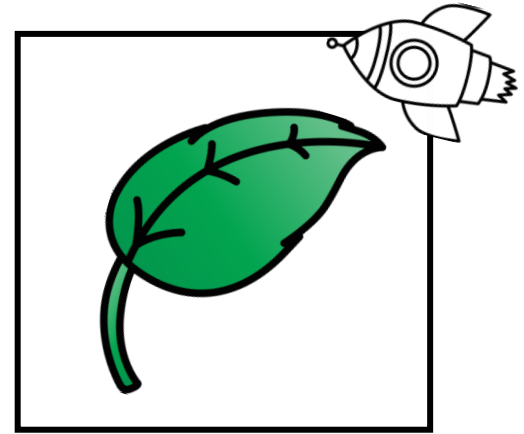
ea

ey




ey

ee




ea

y




oa

oe




ow

oa




oa

ow




oe

oa




ow

oe




ow

oa




oa

ow




oe

ow




oa

oe



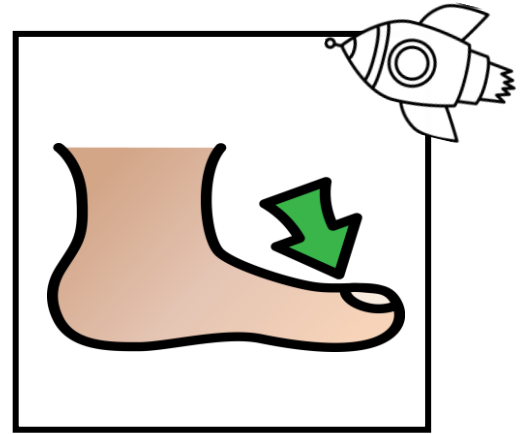
ow

oe




oe

ow




oe

oa




y

ie




igh

y




ie

y




y

igh




y

ie




igh

ie




ie

y




ie

igh




igh

ie




igh

y




ie

igh




y

igh




ui

ue




ui

ue




ue

ui




ue

ui



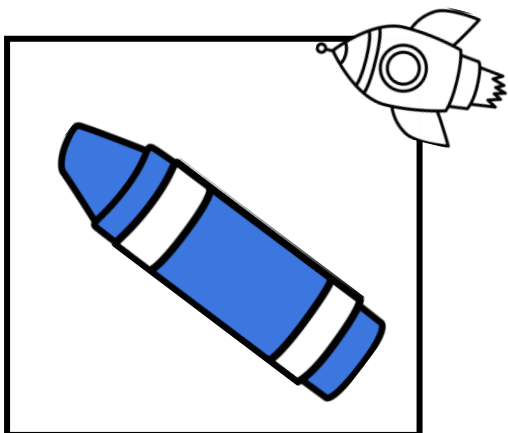
ui

ue




ui

ue



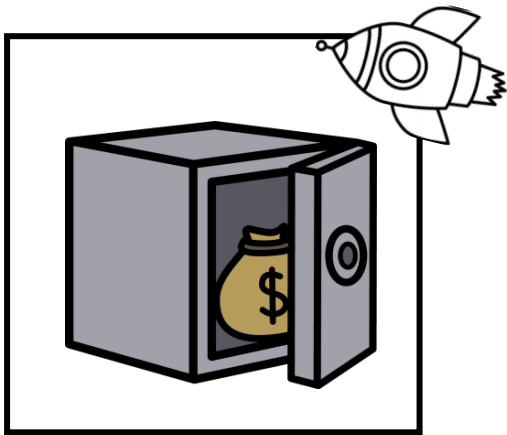
ue

ui




ue

ui




au

aw




aw

au




au

aw




aw

au




au

aw




aw

au




au

aw




aw

au




oi

oy




oi

oy




oy

oi



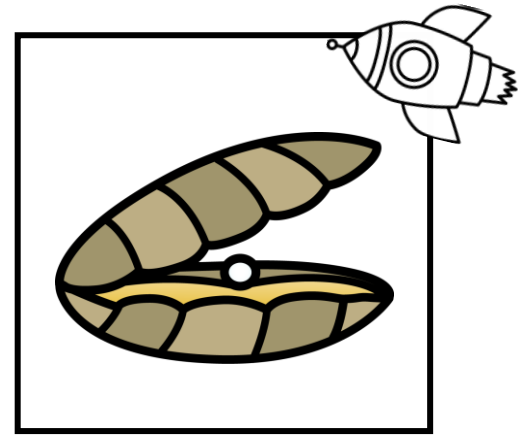
oy

oi



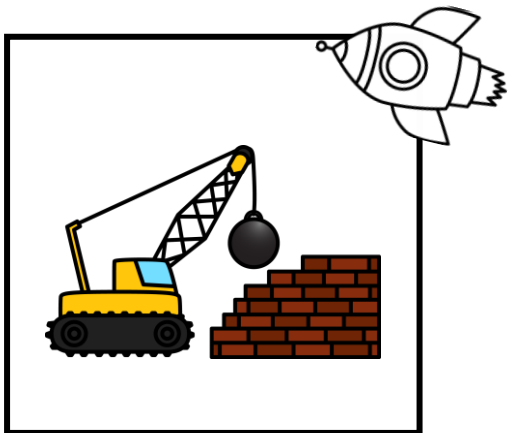
oi

oy




oi

oy




oy

oi




oy

oi




OW

OU




OU

OW




OU

OW




OW

OU




OW

OU




OU

OW




OU

OW




OW

OU




ew

oo




ew

oo



oo

ew




oo

ew




ew

oo



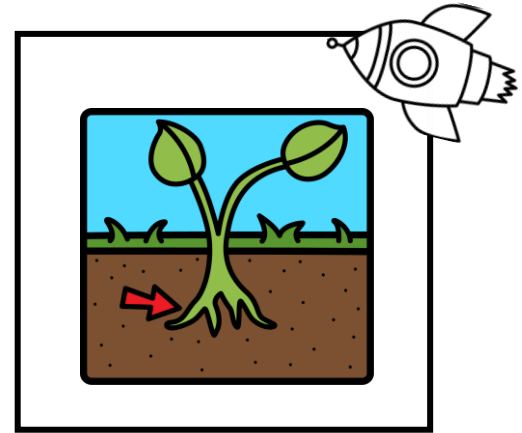
ew

oo




oo

ew



oo

ew



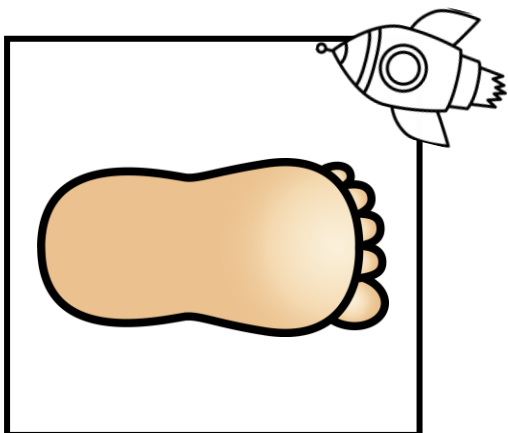
u

oo




u

oo




oo

u




oo

u




say

pay




gray

play




hay

ray




stay

tray




laid

paid




gain

pain



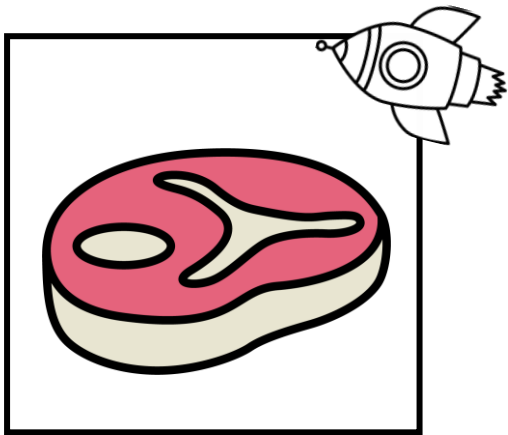
grain

chain



snail

train




steak

break




rain

main



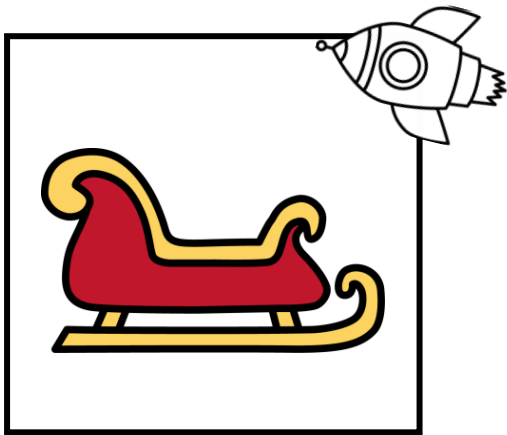
steak

great




great

break




sleigh

weight




clay

may




freight

weigh




neigh

eight




sheep

peep



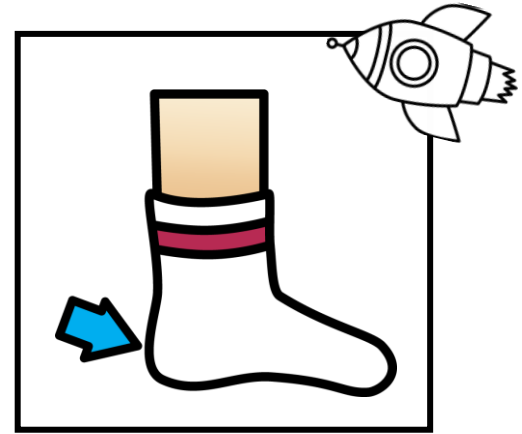
seed

need




week

weed



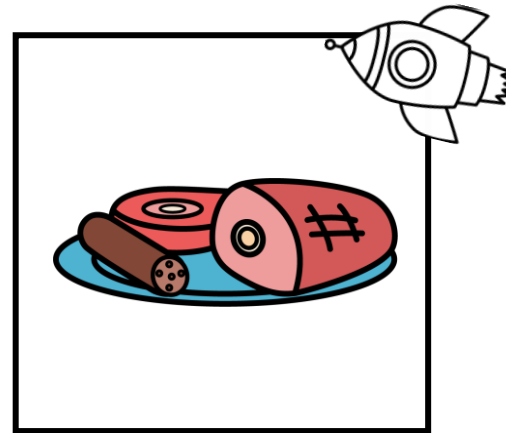
peel

heel



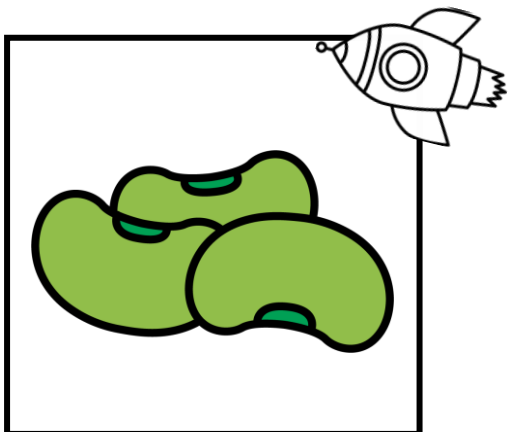
lead

read



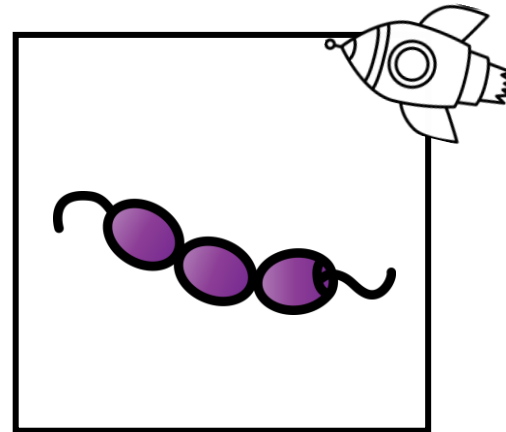
seat

meat




bean

lean




bead


leash




honey **money**




turkey **jersey**



lucky **funny**




silly **cherry**




city

tiny



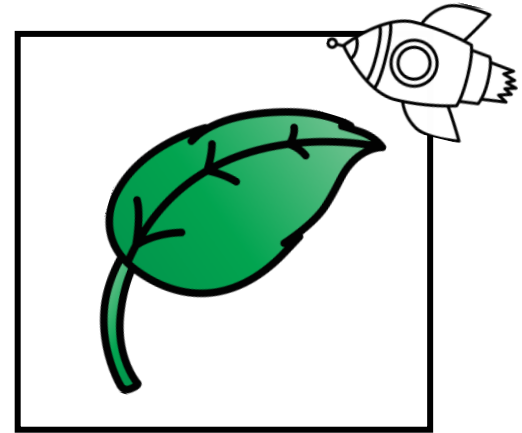
key

joey




feet

beet




peak

leaf




road

load




boat

moat




toad

coat




roam

loaf




crow

show




mow

tow




slow

blow




glow

grow




toe

doe



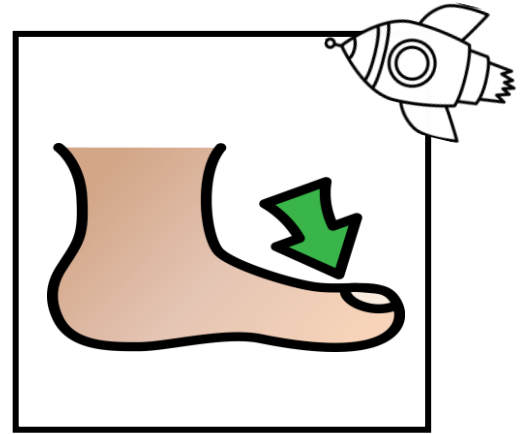
Joe

hoe




blow

bow




toe

hoe




fly

fry




spy

shy




sly

sky




why

dry




fried

fries




die

tie




fried

fries




tie

tied




tight

bright




night

fright




sight

right




knight

light




juice

bruise




cruise

bruise




suit

fruit




suit

fruit




glue

blue




fuel

duel



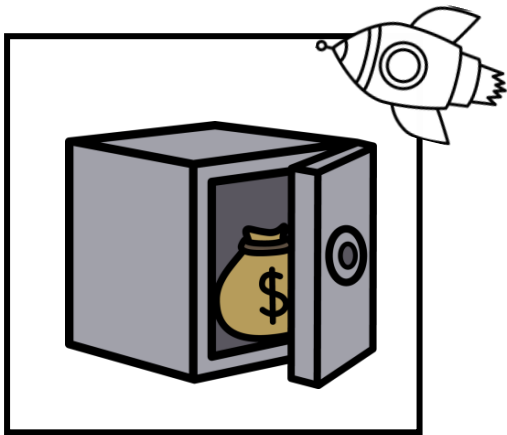
clue

blue




clue

glue




vault

fault




sauce

launch




haul

aunt




taut

taunt




thaw

paw




claw

flaw




lawn

yawn




crawl

shawl




coin

join




soil

oil




foil

spoil




broil

boil



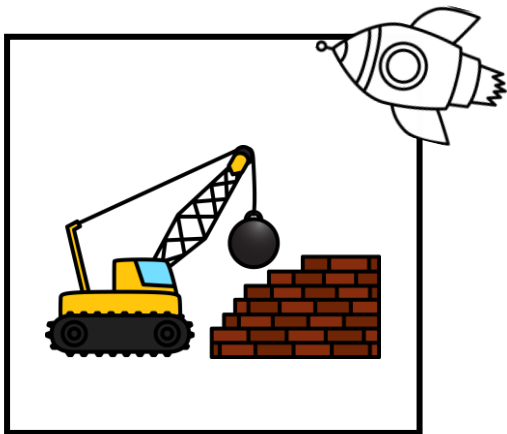
coy

toy




annoy

oyster




destroy

oyster




boy

joy




brow

brown




fowl

howl




sound

crown




town

down




pout

shout




couch

pouch




snout

shout




pound

sound




grew

blew




flew

new




drew

chew




crew

stew




boom

boot



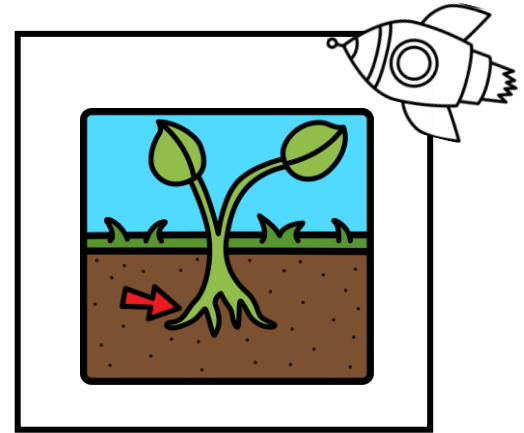
hoot

hoop




tooth

booth



root

room



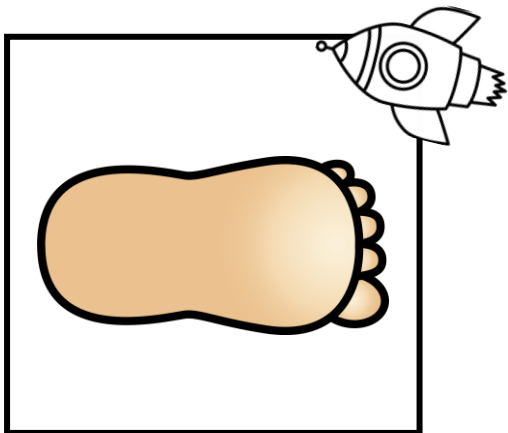
push

bush




look

cook



foot

soot



push

bush

Name: _____

Decodable Passage #1



Read the passage.

**The day is so hot. A
gray bird is on a
huge bale of hay. A
dog lay in the ray of
the sun.**

Illustrate the passage.

A large, empty rectangular box with a black border, intended for a student to draw a picture related to the passage.

Name:

Decodable Passage #2



Read the passage.

**The snail did not like
the rain. It had to
hide in a pail and
wait for it to stop.**

Illustrate the passage.

Name:

Decodable Passage #3



Read the passage.

**Dad is at a great big
grill. He has a steak,
burger and hotdog
on it.**

Illustrate the passage.

Name: _____

Decodable Passage #4



Read the passage.

**Faith must wait in
the long line for the
train. She is the
eighth kid in line.**

Illustrate the passage.

Name:

Decodable Passage #5



Read the passage.

**Dee is a farmer. He
will plant a beet
seed deep in a pile
of damp dirt.**

Illustrate the passage.

Name: _____

Decodable Passage #6



Read the passage.

**That baseball team
is neat. Each player
has a leaf on their
shirt.**

Illustrate the passage.

A large, empty rectangular box with a black border, intended for a student to draw an illustration of the passage.

Name:

Decodable Passage #7



Read the passage.

**The turkey can
hurry to the nest. It
laid an egg there.
The egg is white.**

Illustrate the passage.

Name:

Decodable Passage #8



Read the passage.

**Bailey is on the way
to the mill. She has
a sack of barley
and wheat.**

Illustrate the passage.

Name:

Decodable Passage #9



Read the passage.

**The coach and her
team had to load
the bus. Then, they
got on the road.**

Illustrate the passage.

Name: _____

Decodable Passage #10



Read the passage.

**The tow truck had
to place a chain on
the car. The car was
stuck in the snow.**

Illustrate the passage.

A large, empty rectangular box with a black border, intended for a student to draw an illustration of the passage.

Name:

Decodable Passage #11



Read the passage.

**The doe was in the
garden. It ate the
seeds and some of
the green grass.**

Illustrate the passage.

Name:

Decodable Passage #12



Read the passage.

**A fresh pie was on
the top rack. The
flies tried to land on
the pie.**

Illustrate the passage.

Name: _____

Decodable Passage #13



Read the passage.

**The knight had on
his armor. It fit him
well, but his helmet
felt very tight.**

Illustrate the passage.

Name:

Decodable Passage #14



Read the passage.

**Carl hit his thigh on
the corner of his
desk. A big bruise
began to form.**

Illustrate the passage.

Name: _____

Decodable Passage #15



Read the passage.

**A kitten was stuck
on a limb in a tall
tree. Sue had to
rescue it.**

Illustrate the passage.

Name: _____

Decodable Passage #16



Read the passage.

**Why did the car
stop? The dash gave
a clue. The car did
not have fuel in it.**

Illustrate the passage.

A large, empty rectangular box with a black border, intended for a student to draw an illustration of the passage.

Name:

Decodable Passage #17



Read the passage.

**The sink had a bad
leak. Aubrey had to
caulk it so that it
would not drip onto
her floor.**

Illustrate the passage.

A large, empty rectangular box with a black border, intended for a student to draw an illustration of the passage.

Name: _____

Decodable Passage #18



Read the passage.

**The hawk had long,
sharp claws. It can
use them to hold
onto the limb.**

Illustrate the passage.

A large, empty rectangular box with a black border, intended for a student to draw an illustration of the hawk and its limb.

Name:

Decodable Passage #19



Read the passage.

**Gram can boil
water for the rice.
Bea will broil the
steak in foil.**

Illustrate the passage.

Name:

Decodable Passage #20



Read the passage.

**The baby had a
smile on his face.
He was full of joy.
He got a toy goat.**

Illustrate the passage.

Name:

Decodable Passage #21



Read the passage.

**Carl thought about
his day. He brought
his tiny puppy to the
dog park.**

Illustrate the passage.

Name:

Decodable Passage #22



Read the passage.

**Scout lay on his
back so that he
could look at the
clouds in the sky.**

Illustrate the passage.

Name:

Decodable Passage #23



Read the passage.

**The Stew Shop sells
hot stew in a bowl.
The stew has meat
and pepppers in it.**

Illustrate the passage.

Name:

Decodable Passage #24



Read the passage.

**Paul has a job at
the zoo. The best
part is that he gets
to give food to the
critters.**

Illustrate the passage.

Name: _____

Decodable Passage #25



Read the passage.

**There was a hunk of
wood in the brook.
A brown bear stood
on it.**

Illustrate the passage.

A large, empty rectangular box with a black border, intended for a student to draw an illustration of the passage.

Name: _____

Decodable Words Set #1



Stretch and blend each word.

clay



day



stay



gray



play



bay



tray



sway



hay



lay



bray



quay



Name: _____

Decodable Words Set #2



Stretch and blend each word.

plain →

wait →

waist →

nail →

bait →

pain →

stain →

brain →

faint →

drain →

raid →

mail →

Name: _____

Decodable Words Set #3-4



Stretch and blend each word.

great ↑	weigh ↑	sleigh ↑
eighth ↑	steak ↑	neigh ↑
freight ↑	eight ↑	weight ↑
break ↑		

Name: _____

Decodable Words Set #5



Stretch and blend each word.

beef



teen



kneel



sweet



eel



keep



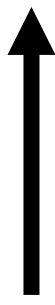
reef



seem



fee



tree



seed



reel



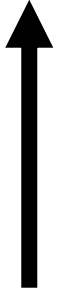
Name: _____

Decodable Words Set #5



Stretch and blend each word.

beam



yeast



mean



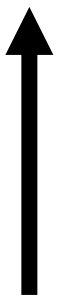
real



sea



flea



seam



lean



east



least



plea



beat



Name: _____

Decodable Words Set #7



Stretch and blend each word.

navy



lady



barley



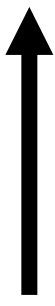
army



key



hazy



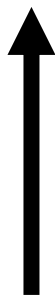
joey



jersey



funny



story



pony



silly



Name: _____

Decodable Words Set #8



Stretch and blend each word.

peak



week



cozy



dirty



beak



steel



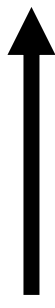
tee



forty



reach



seal



party



free



Name: _____

Decodable Words Set #9



Stretch and blend each word.

soap



groan



float



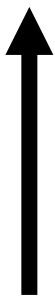
oak



oath



loan



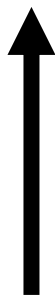
foam



roam



coat



cloak



soak



foal



Name: _____

Decodable Words Set #10



Stretch and blend each word.

own →

low →

know →

sown →

bowl →

stow →

sow →

flow →

glow →

tow →

show →

row →

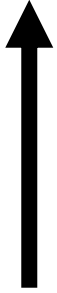
Name: _____

Decodable Words Set #11



Stretch and blend each word.

coast



foe



doe



Moe



oboe



slow



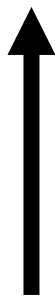
oat



woe



crow



blow



Joe



toe



Name: _____

Decodable Words Set #12



Stretch and blend each word.

lie ↑	tied ↑	tries ↑
skies ↑	cried ↑	pried ↑
spied ↑	dries ↑	flies ↑
ties ↑	tried ↑	pies ↑

Name: _____

Decodable Words Set #13



Stretch and blend each word.

sigh



light



tight



night



bright



flight



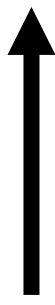
thigh



sight



might



fright



slight



high



Name: _____

Decodable Words Set #14



Stretch and blend each word.

fruit ↑	suit ↑	juicy ↑
juice ↑	pursuit ↑	bruise ↑
recruit ↑	cruise ↑	

Name: _____

Decodable Words Set #15



Stretch and blend each word.

duel



due



true



clue



fuel



cue



glue



hue



cruel



Sue



blue



argue



Name: _____

Decodable Words Set #16



Stretch and blend each word.

suit



bruise



blue



argue



clue



juice



fuel



cruel



due



glue



juicy



fruit



Name: _____

Decodable Words Set #17



Stretch and blend each word.

vault ↑

auto ↑

fault ↑

taut ↑

haul ↑

taunt ↑

fault ↑

audio ↑

flaunt ↑

audit ↑

caulk ↑

aunt ↑

Name: _____

Decodable Words Set #18



Stretch and blend each word.

claw →

saw →

dawn →

shawl →

flaw →

crawl →

jaw →

hawk →

lawn →

law →

yawn →

gnaw →

Name: _____

Decodable Words Set #19



Stretch and blend each word.

coin



hoist



soil



moist



joint



point



spoil



void



oil



join



broil



toil



Name: _____

Decodable Words Set #20



Stretch and blend each word.

toy ↑	foyer ↑	Roy ↑
oyster ↑	joy ↑	coy ↑
enjoy ↑	Troy ↑	decoy ↑
boy ↑	soy ↑	play ↑

Name: _____

Decodable Words Set #21



Stretch and blend each word.

drought ↑	fought ↑	thought ↑
bought ↑	sought ↑	brought ↑
thought ↑	drought ↑	sought ↑
brought ↑	fought ↑	bought ↑

Name: _____

Decodable Words Set #22



Stretch and blend each word.

growl



wow



pouch



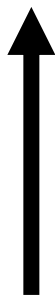
slouch



gown



cloud



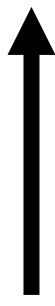
scowl



round



plow



pout



spout



fowl



Name: _____

Decodable Words Set #23



Stretch and blend each word.

new



blew



drew



crew



flew



newt



drew



stew



dew



knew



few



brew



Name: _____

Decodable Words Set #24

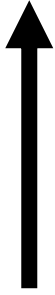


Stretch and blend each word.

moon



spoon



boom



scoop



cool



proof



boot



hoop



soon



booth



zoo



stool



Stretch and blend each word.

Name: _____

Decodable Words Set #25



Stretch and blend each word.

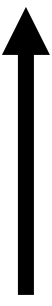
cook



hood



took



nook



stood



brook



shook



hoof



wood



woof



book



foot




UNIT 6: VOWEL VARIANTS

Guided Phonics + Beyond

WHOLE-WORD READING

teacher-guided



Little Minds at Work – ©Tara West

Look



Think



Say



clay



Guided Phonics + Beyond UNIT 6

Little Minds at Work – ©Tara West

Look



Think



Say



pay



Guided Phonics + Beyond UNIT 6

Little Minds at Work – ©Tara West

Look



Think



Say



gray



Guided Phonics + Beyond UNIT 6

Little Minds at Work – ©Tara West

Look



Think



Say



stay



Guided Phonics + Beyond UNIT 6

Little Minds at Work – ©Tara West

Look



Think



Say



day



Guided Phonics + Beyond UNIT 6

Little Minds at Work – ©Tara West

Look



Think



Say



gain



Guided Phonics + Beyond UNIT 6

Little Minds at Work – ©Tara West

Look



Think



Say



laid



Guided Phonics + Beyond UNIT 6

Little Minds at Work – ©Tara West

Look



Think



Say



paint



Guided Phonics + Beyond UNIT 6

Little Minds at Work – ©Tara West

Look



Think



Say



waist



Guided Phonics + Beyond UNIT 6

Little Minds at Work – ©Tara West

Look



Think



Say



faith



Guided Phonics + Beyond UNIT 6

Little Minds at Work – ©Tara West

Look



Think



Say



wail



Guided Phonics + Beyond UNIT 6

Little Minds at Work – ©Tara West

Look



Think



Say



plain



Guided Phonics + Beyond UNIT 6

Little Minds at Work – ©Tara West

Look



Think



Say



steak



Guided Phonics + Beyond UNIT 6

Little Minds at Work – ©Tara West

Look



Think



Say



great



Guided Phonics + Beyond UNIT 6

Little Minds at Work – ©Tara West

Look



Think



Say



neigh



Guided Phonics + Beyond UNIT 6

Little Minds at Work – ©Tara West

Look



Think



Say



sleigh



Guided Phonics + Beyond UNIT 6

Little Minds at Work – ©Tara West

Look



Think



Say



eight



Guided Phonics + Beyond UNIT 6

Little Minds at Work – ©Tara West

Look



Think



Say



keep



Look



Think



Say



need



Look



Think



Say



sleep



Look



Think



Say



reel



Look



Think



Say



seen



Look



Think



Say



tree



Look



Think



Say



flea



Guided Phonics + Beyond UNIT 6

Little Minds at Work – ©Tara West

Look



Think



Say



heal



Guided Phonics + Beyond UNIT 6

Little Minds at Work – ©Tara West

Look



Think



Say



feast



Guided Phonics + Beyond UNIT 6

Little Minds at Work – ©Tara West

Look



Think



Say



clean



Guided Phonics + Beyond UNIT 6

Little Minds at Work – ©Tara West

Look



Think



Say



meat



Guided Phonics + Beyond UNIT 6

Little Minds at Work – ©Tara West

Look



Think



Say



each



Guided Phonics + Beyond UNIT 6

Little Minds at Work – ©Tara West

Look



Think



Say



key



Guided Phonics + Beyond UNIT 6

Little Minds at Work – ©Tara West

Look



Think



Say



silly



Guided Phonics + Beyond UNIT 6

Little Minds at Work – ©Tara West

Look



Think



Say



tiny



Guided Phonics + Beyond UNIT 6

Little Minds at Work – ©Tara West

Look



Think



Say



army



Guided Phonics + Beyond UNIT 6

Little Minds at Work – ©Tara West

Look



Think



Say



hazy



Guided Phonics + Beyond UNIT 6

Little Minds at Work – ©Tara West

Look



Think



Say



story



Guided Phonics + Beyond UNIT 6

Little Minds at Work – ©Tara West

Look



Think



Say



coat



Guided Phonics + Beyond UNIT 6

Little Minds at Work – ©Tara West

Look



Think



Say



oath



Guided Phonics + Beyond UNIT 6

Little Minds at Work – ©Tara West

Look



Think



Say



loan



Guided Phonics + Beyond UNIT 6

Little Minds at Work – ©Tara West

Look



Think



Say



foal



Guided Phonics + Beyond UNIT 6

Little Minds at Work – ©Tara West

Look



Think



Say



cloak



Guided Phonics + Beyond UNIT 6

Little Minds at Work – ©Tara West

Look



Think



Say



goat



Guided Phonics + Beyond UNIT 6

Little Minds at Work – ©Tara West

Look



Think



Say



snow



Look



Think



Say



own



Look



Think



Say



row



Look



Think



Say



know



Look



Think



Say



tow



Look



Think



Say



bowl



Look



Think



Say



foe



Guided Phonics + Beyond UNIT 6

Little Minds at Work – ©Tara West

Look



Think



Say



Joe



Guided Phonics + Beyond UNIT 6

Little Minds at Work – ©Tara West

Look



Think



Say



doe



Guided Phonics + Beyond UNIT 6

Little Minds at Work – ©Tara West

Look



Think



Say



Moe



Guided Phonics + Beyond UNIT 6

Little Minds at Work – ©Tara West

Look



Think



Say



woe



Guided Phonics + Beyond UNIT 6

Little Minds at Work – ©Tara West

Look



Think



Say



toe



Guided Phonics + Beyond UNIT 6

Little Minds at Work – ©Tara West

Look



Think



Say



lied



Look



Think



Say



pie



Look



Think



Say



cries



Look



Think



Say



tried



Look



Think



Say



dries



Look



Think



Say



flies



Look



Think



Say



light



Guided Phonics + Beyond UNIT 6

Little Minds at Work – ©Tara West

Look



Think



Say



right



Guided Phonics + Beyond UNIT 6

Little Minds at Work – ©Tara West

Look



Think



Say



sight



Guided Phonics + Beyond UNIT 6

Little Minds at Work – ©Tara West

Look



Think



Say



tight



Guided Phonics + Beyond UNIT 6

Little Minds at Work – ©Tara West

Look



Think



Say



high



Guided Phonics + Beyond UNIT 6

Little Minds at Work – ©Tara West

Look



Think



Say



thigh



Guided Phonics + Beyond UNIT 6

Little Minds at Work – ©Tara West

Look



Think



Say



fruit



Guided Phonics + Beyond UNIT 6

Little Minds at Work – ©Tara West

Look



Think



Say



juice



Guided Phonics + Beyond UNIT 6

Little Minds at Work – ©Tara West

Look



Think



Say



suit



Guided Phonics + Beyond UNIT 6

Little Minds at Work – ©Tara West

Look



Think



Say



hue



Guided Phonics + Beyond UNIT 6

Little Minds at Work – ©Tara West

Look



Think



Say



clue



Guided Phonics + Beyond UNIT 6

Little Minds at Work – ©Tara West

Look



Think



Say



duel



Guided Phonics + Beyond UNIT 6

Little Minds at Work – ©Tara West

Look



Think



Say



fuel



Guided Phonics + Beyond UNIT 6

Little Minds at Work – ©Tara West

Look



Think



Say



due



Guided Phonics + Beyond UNIT 6

Little Minds at Work – ©Tara West

Look



Think



Say



true



Guided Phonics + Beyond UNIT 6

Little Minds at Work – ©Tara West

Look



Think



Say



cruel



Guided Phonics + Beyond UNIT 6

Little Minds at Work – ©Tara West

Look



Think



Say



glue



Guided Phonics + Beyond UNIT 6

Little Minds at Work – ©Tara West

Look



Think



Say



cue



Guided Phonics + Beyond UNIT 6

Little Minds at Work – ©Tara West

Look



Think



Say



taut



Guided Phonics + Beyond UNIT 6

Little Minds at Work – ©Tara West

Look



Think



Say



aunt



Guided Phonics + Beyond UNIT 6

Little Minds at Work – ©Tara West

Look



Think



Say



haul



Guided Phonics + Beyond UNIT 6

Little Minds at Work – ©Tara West

Look



Think



Say



fault



Guided Phonics + Beyond UNIT 6

Little Minds at Work – ©Tara West

Look



Think



Say



vault



Guided Phonics + Beyond UNIT 6

Little Minds at Work – ©Tara West

Look



Think



Say



fraud



Guided Phonics + Beyond UNIT 6

Little Minds at Work – ©Tara West

Look



Think



Say



hawk



Guided Phonics + Beyond UNIT 6

Little Minds at Work – ©Tara West

Look



Think



Say



flaw



Guided Phonics + Beyond UNIT 6

Little Minds at Work – ©Tara West

Look



Think



Say



saw



Guided Phonics + Beyond UNIT 6

Little Minds at Work – ©Tara West

Look



Think



Say



jaw



Guided Phonics + Beyond UNIT 6

Little Minds at Work – ©Tara West

Look



Think



Say



thaw



Guided Phonics + Beyond UNIT 6

Little Minds at Work – ©Tara West

Look



Think



Say



fawn



Guided Phonics + Beyond UNIT 6

Little Minds at Work – ©Tara West

Look



Think



Say



spoil



Guided Phonics + Beyond UNIT 6

Little Minds at Work – ©Tara West

Look



Think



Say



join



Guided Phonics + Beyond UNIT 6

Little Minds at Work – ©Tara West

Look



Think



Say



broil



Guided Phonics + Beyond UNIT 6

Little Minds at Work – ©Tara West

Look



Think



Say



joint



Guided Phonics + Beyond UNIT 6

Little Minds at Work – ©Tara West

Look



Think



Say



hoist



Guided Phonics + Beyond UNIT 6

Little Minds at Work – ©Tara West

Look



Think



Say



coin



Guided Phonics + Beyond UNIT 6

Little Minds at Work – ©Tara West

Look



Think



Say



play



Guided Phonics + Beyond UNIT 6

Little Minds at Work – ©Tara West

Look



Think



Say



toy



Guided Phonics + Beyond UNIT 6

Little Minds at Work – ©Tara West

Look



Think



Say



boy



Guided Phonics + Beyond UNIT 6

Little Minds at Work – ©Tara West

Look



Think



Say



foyer



Guided Phonics + Beyond UNIT 6

Little Minds at Work – ©Tara West

Look



Think



Say



joy



Guided Phonics + Beyond UNIT 6

Little Minds at Work – ©Tara West

Look



Think



Say



coy



Guided Phonics + Beyond UNIT 6

Little Minds at Work – ©Tara West

Look



Think



Say



noun



Guided Phonics + Beyond UNIT 6

Little Minds at Work – ©Tara West

Look



Think



Say



ouch



Guided Phonics + Beyond UNIT 6

Little Minds at Work – ©Tara West

Look



Think



Say



scout



Guided Phonics + Beyond UNIT 6

Little Minds at Work – ©Tara West

Look



Think



Say



pout



Guided Phonics + Beyond UNIT 6

Little Minds at Work – ©Tara West

Look



Think



Say



loud



Guided Phonics + Beyond UNIT 6

Little Minds at Work – ©Tara West

Look



Think



Say



foul



Guided Phonics + Beyond UNIT 6

Little Minds at Work – ©Tara West

Look



Think



Say



howl



Guided Phonics + Beyond UNIT 6

Little Minds at Work – ©Tara West

Look



Think



Say



wow



Guided Phonics + Beyond UNIT 6

Little Minds at Work – ©Tara West

Look



Think



Say



plow



Guided Phonics + Beyond UNIT 6

Little Minds at Work – ©Tara West

Look



Think



Say



gown



Guided Phonics + Beyond UNIT 6

Little Minds at Work – ©Tara West

Look



Think



Say



now



Guided Phonics + Beyond UNIT 6

Little Minds at Work – ©Tara West

Look



Think



Say



cow



Guided Phonics + Beyond UNIT 6

Little Minds at Work – ©Tara West

Look



Think



Say



drew



Look



Think



Say



newt



Look



Think



Say



few



Look



Think



Say



brew



Look



Think



Say



flew



Look



Think



Say



stew



Look



Think



Say



room



Look



Think



Say



hoot



Look



Think



Say



moo



Look



Think



Say



zoo



Look



Think



Say



cool



Look



Think



Say



loop



Look



Think



Say



hook



Guided Phonics + Beyond UNIT 6

Little Minds at Work – ©Tara West

Look



Think



Say



push



Guided Phonics + Beyond UNIT 6

Little Minds at Work – ©Tara West

Look



Think



Say



good



Guided Phonics + Beyond UNIT 6

Little Minds at Work – ©Tara West

Look



Think



Say



woof



Guided Phonics + Beyond UNIT 6

Little Minds at Work – ©Tara West

Look



Think



Say



hook



Guided Phonics + Beyond UNIT 6

Little Minds at Work – ©Tara West

Look



Think



Say



took




Guided Phonics + Beyond UNIT 6

Little Minds at Work – ©Tara West



ray




pay



day




gray







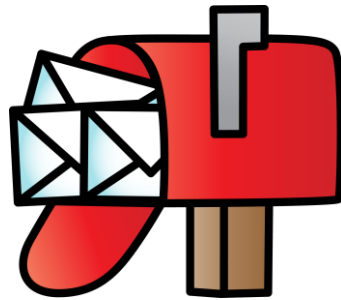
sail



chain



mail




rain





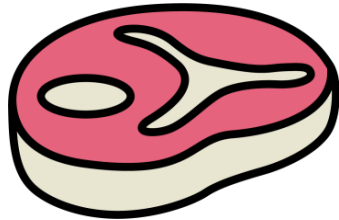
break



great



steak




sleigh







eight




paid



weigh

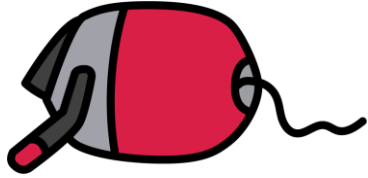


tail






reel



beet



peek




feed







seat



leaf



peach



leak





jelly



key



happy




city






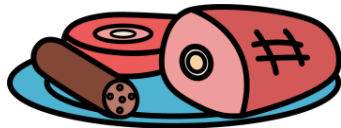
weed



cherry



meat




sheep







goat



coat



moat




road







glow



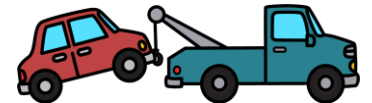
low



snow




tow






hoe



toe



doe




soap

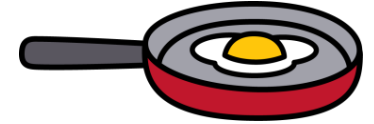





fries




fried



cried

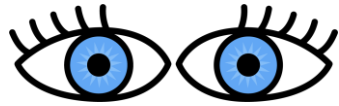


pie






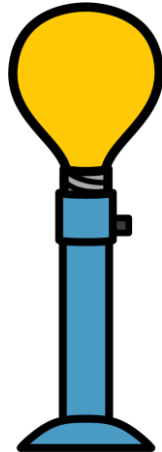
sight



tight



light



tied







fruit




suit



juice



cruise






clue




argue



blue



fuel





bruise



GPH+B UNIT 6: Lesson 16

Little Minds at Work – ©Tara West



glue



GPH+B UNIT 6: Lesson 16

Little Minds at Work – ©Tara West



rescue




GPH+B UNIT 6: Lesson 16

Little Minds at Work – ©Tara West



vault


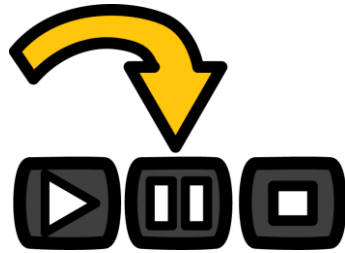


GPH+B UNIT 6: Lesson 17

Little Minds at Work – ©Tara West




pause



caught



sauce



taught






draw



saw



lawn


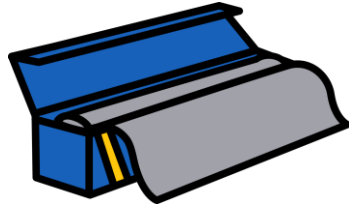


straw








foil



oil



point



void





toy




joy



annoy




boy





oyster



GPH+B UNIT 6: Lesson 20

Little Minds at Work – ©Tara West



thought



GPH+B UNIT 6: Lesson 21

Little Minds at Work – ©Tara West



bought




GPH+B UNIT 6: Lesson 21

Little Minds at Work – ©Tara West



brought




GPH+B UNIT 6: Lesson 21

Little Minds at Work – ©Tara West



howl




shout



town




snout






blew



crew



brew



dew






moon



zoom



noon




room





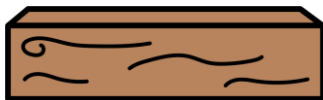
book



look



wood



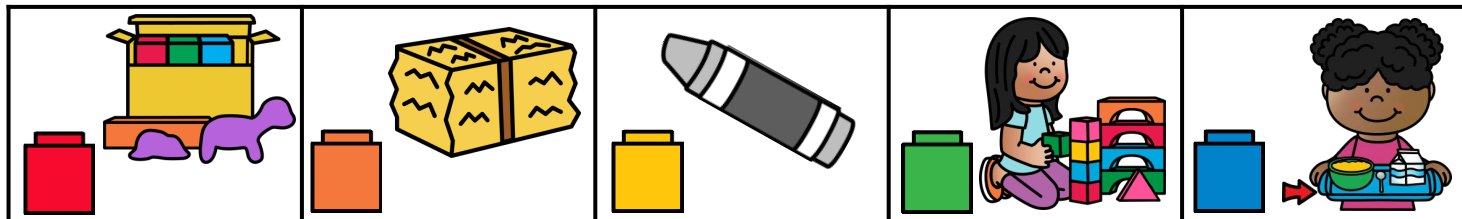
hood





COLOR CODE MATS

Directions: Decode and cover the matching words.





























hay	gray	clay	tray	gray	play
clay	tray	play	clay	hay	gray
gray	tray	hay	play	clay	tray
play	clay	tray	hay	gray	hay



ROLL AND WRITE

Directions: Roll a cube and move that many spaces. Encode the word.

 START							
							
							
							
							
						 END	






SPIN AND WRITE

Directions: Spin the spinner to generate a word. Write the word and continue to spin.



Spin It







SPIN + SEARCH

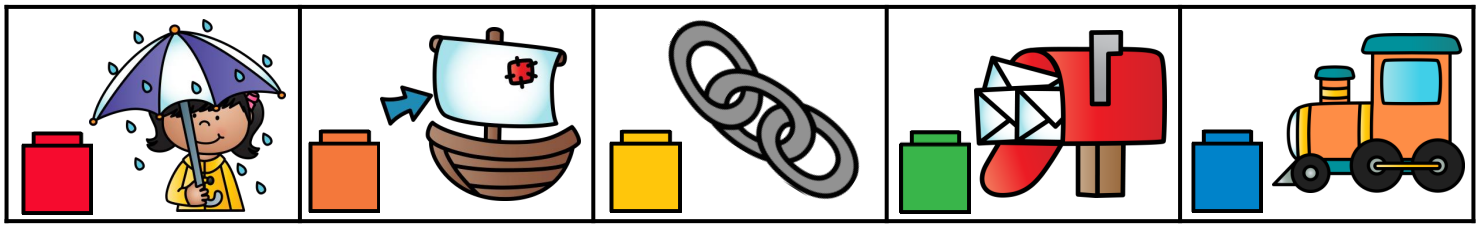
Directions: Spin the spinner. Cover the matching word.

tray	hay	play	gray
clay	play	tray	hay
hay	clay	gray	tray
gray	tray	clay	play
clay	gray	play	hay
play	hay	tray	clay





COLOR CODE MATS Directions: Decode and cover the matching words.




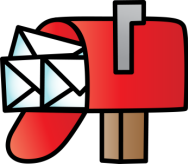







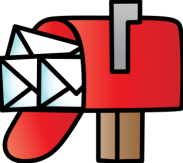




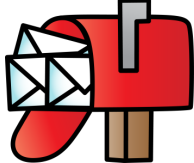

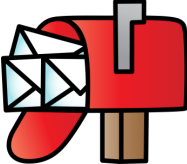




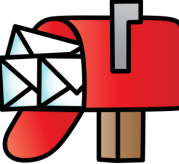




rain	mail	sail	train	chain	rain
train	chain	train	mail	rain	sail
mail	sail	rain	chain	mail	train
chain	sail	train	rain	sail	mail



ROLL AND WRITE

Directions: Roll a cube and move that many spaces. Encode the word.

 START							
							
							
							
							
						 END	






SPIN AND WRITE

Directions: Spin the spinner to generate a word. Write the word and continue to spin.




Spin It





SPIN + SEARCH Directions: Spin the spinner. Cover the matching word.


mail	rain	sail	train
train	sail	chain	rain
rain	sail	train	mail
sail	mail	chain	rain
chain	train	rain	train
mail	chain	mail	sail





COLOR CODE MATS

Directions: Decode and cover the matching words.

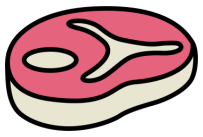




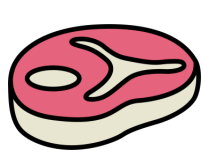






















pain	steak	laid	great	break	steak
great	break	pain	laid	steak	pain
break	laid	pain	steak	laid	great
steak	break	great	break	pain	laid



ROLL AND WRITE

Directions: Roll a cube and move that many spaces. Encode the word.

 START							
							
							
							
							
						 END	





SPIN AND WRITE

Directions: Spin the spinner to generate a word. Write the word and continue to spin.





Spin It





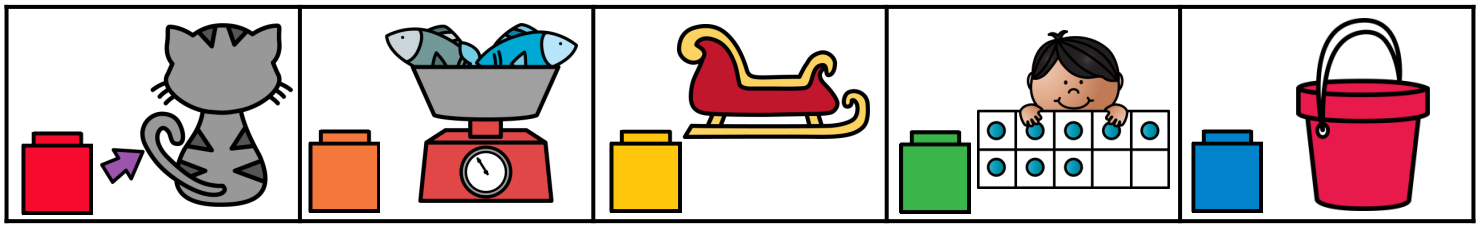
SPIN + SEARCH Directions: Spin the spinner. Cover the matching word.

steak	laid	break	pain
break	steak	pain	great
laid	great	steak	break
pain	break	great	laid
laid	steak	pain	great
break	great	laid	steak





COLOR CODE MATS Directions: Decode and cover the matching words.



















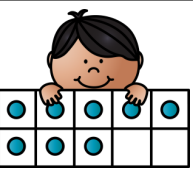









weigh	eight	tail	sleigh	pail	weigh
pail	sleigh	pail	weigh	eight	tail
sleigh	tail	eight	pail	sleigh	weigh
eight	sleigh	weigh	eight	tail	pail



ROLL AND WRITE

Directions: Roll a cube and move that many spaces. Encode the word.

 START							
							
							
							
							
						 END	





SPIN AND WRITE

Directions: Spin the spinner to generate a word. Write the word and continue to spin.



Spin It







SPIN + SEARCH

Directions: Spin the spinner. Cover the matching word.

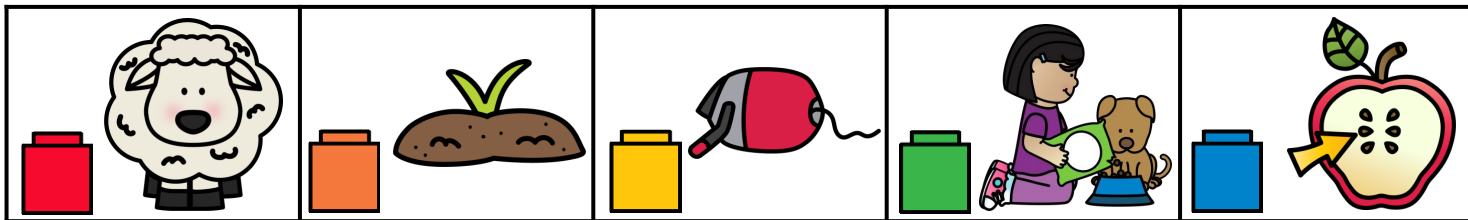
sleigh	pail	eight	tail
eight	tail	weigh	pail
tail	weigh	sleigh	weigh
pail	weigh	pail	eight
eight	sleigh	tail	sleigh
sleigh	eight	pail	weigh





COLOR CODE MATS

Directions: Decode and cover the matching words.




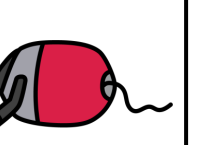







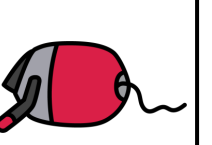




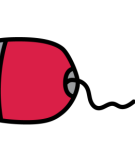




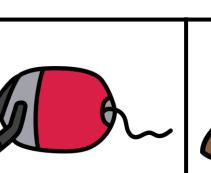


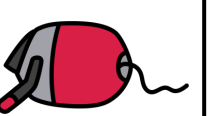



weed	seed	reel	sheep	feed	seed
sheep	feed	sheep	seed	reel	weed
reel	feed	weed	feed	sheep	seed
seed	weed	sheep	reel	weed	feed



ROLL AND WRITE

Directions: Roll a cube and move that many spaces. Encode the word.

 START							
							
							
							
							
						 END	






SPIN AND WRITE

Directions: Spin the spinner to generate a word. Write the word and continue to spin.



Spin It







SPIN + SEARCH

Directions: Spin the spinner. Cover the matching word.

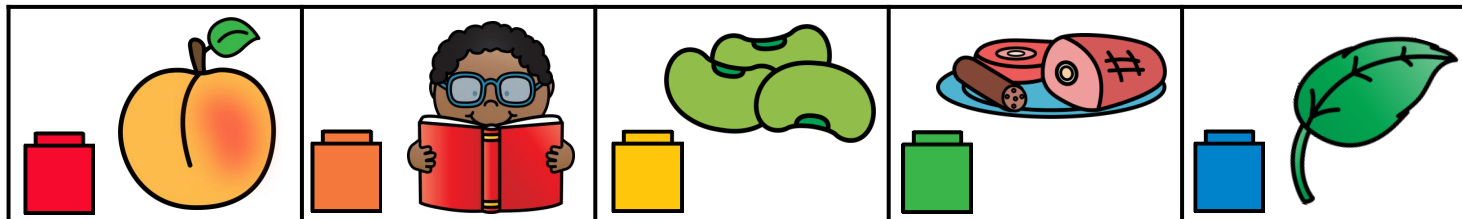
feed	sheep	weed	reel
seed	weed	sheep	seed
sheep	reel	feed	reel
seed	feed	reel	weed
weed	seed	sheep	feed
sheep	reel	seed	feed





COLOR CODE MATS

Directions: Decode and cover the matching words.





























read	leaf	bean	meat	peach	read
meat	peach	meat	read	leaf	bean
leaf	bean	read	peach	bean	meat
peach	leaf	meat	bean	read	leaf



ROLL AND WRITE

Directions: Roll a cube and move that many spaces. Encode the word.

 START							
							
							
							
							
					 END		




SPIN AND WRITE

Directions: Spin the spinner to generate a word. Write the word and continue to spin.





Spin It





SPIN + SEARCH Directions: Spin the spinner. Cover the matching word.


peach	bean	leaf	read
leaf	read	peach	bean
meat	leaf	read	peach
read	peach	meat	leaf
bean	meat	bean	read
meat	leaf	peach	bean





COLOR CODE MATS

Directions: Decode and cover the matching words.





























turkey	city	jelly	key	jelly	honey
jelly	honey	city	turkey	key	city
city	key	turkey	key	honey	jelly
turkey	jelly	honey	city	key	turkey



ROLL AND WRITE

Directions: Roll a cube and move that many spaces. Encode the word.

 START							
							
							
							
							
							END






SPIN AND WRITE

Directions: Spin the spinner to generate a word. Write the word and continue to spin.





Spin It






SPIN + SEARCH Directions: Spin the spinner. Cover the matching word.

key	honey	turkey	city
turkey	jelly	city	honey
honey	turkey	city	key
city	key	jelly	honey
key	jelly	city	jelly
jelly	honey	key	turkey





COLOR CODE MATS Directions: Decode and cover the matching words.





























seat	happy	funny	seat	beet	leak
leak	beet	beet	happy	leak	seat
happy	funny	seat	leak	funny	happy
funny	leak	beet	happy	seat	beet



ROLL AND WRITE

Directions: Roll a cube and move that many spaces. Encode the word.

							
START							
							
							
							
							END





SPIN AND WRITE

Directions: Spin the spinner to generate a word. Write the word and continue to spin.





Spin It





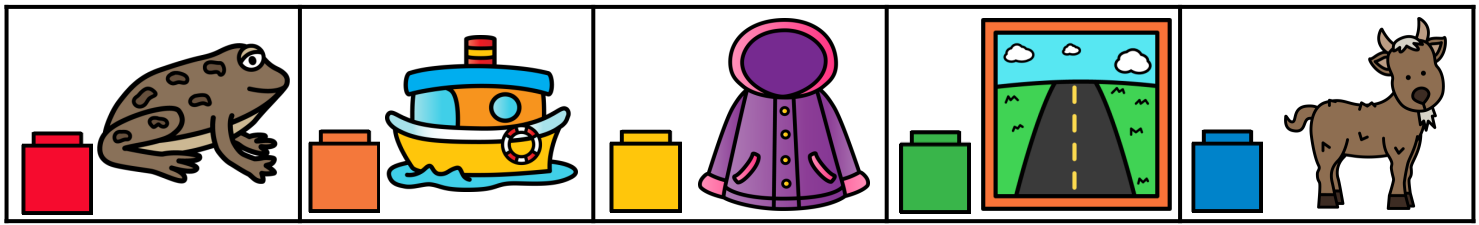
SPIN + SEARCH Directions: Spin the spinner. Cover the matching word.

happy	beet	funny	leak
leak	funny	beet	seat
happy	beet	leak	funny
seat	funny	happy	funny
beet	happy	seat	leak
seat	beet	leak	happy





COLOR CODE MATS Directions: Decode and cover the matching words.





























coat	road	boat	road	goat	toad
goat	coat	toad	coat	road	boat
toad	boat	road	goat	boat	coat
road	coat	toad	boat	toad	goat



ROLL AND WRITE

Directions: Roll a cube and move that many spaces. Encode the word.

 START							
							
							
							
							
						 END	





SPIN AND WRITE

Directions: Spin the spinner to generate a word. Write the word and continue to spin.



Spin It







SPIN + SEARCH

Directions: Spin the spinner. Cover the matching word.

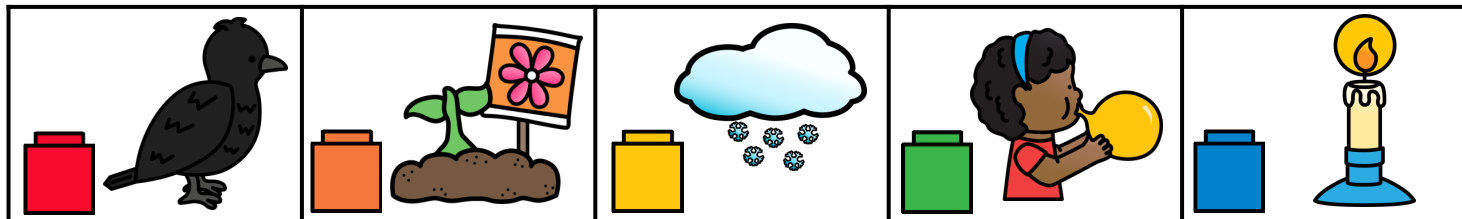
boat	toad	coat	road
coat	goat	toad	boat
toad	road	goat	coat
coat	boat	goat	toad
goat	road	toad	road
road	coat	boat	goat





COLOR CODE MATS

Directions: Decode and cover the matching words.























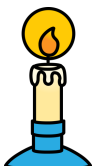





crow	snow	glow	grow	blow	crow
blow	grow	snow	glow	crow	snow
snow	glow	crow	blow	glow	grow
glow	blow	grow	snow	grow	crow



ROLL AND WRITE

Directions: Roll a cube and move that many spaces. Encode the word.

 START							
							
							
							
							
						 END	





SPIN AND WRITE

Directions: Spin the spinner to generate a word. Write the word and continue to spin.



Spin It






SPIN + SEARCH

Directions: Spin the spinner. Cover the matching word.


glow	crow	snow	grow
crow	blow	grow	crow
snow	grow	blow	glow
grow	glow	blow	crow
blow	crow	snow	grow
glow	snow	glow	blow





COLOR CODE MATS

Directions: Decode and cover the matching words.





























bow	toe	float	row	soap	bow
row	float	soap	toe	bow	toe
soap	row	bow	toe	row	float
toe	float	row	float	soap	bow



ROLL AND WRITE

Directions: Roll a cube and move that many spaces. Encode the word.

 START							
							
							
							
							
						 END	





SPIN AND WRITE

Directions: Spin the spinner to generate a word. Write the word and continue to spin.



Spin It






SPIN + SEARCH

Directions: Spin the spinner. Cover the matching word.


soap	bow	toe	float
toe	soap	row	bow
float	float	bow	soap
row	toe	bow	toe
float	soap	toe	row
row	bow	soap	float





COLOR CODE MATS

Directions: Decode and cover the matching words.





























spied	fries	cried	spied	fried	dried
cried	dried	fried	fries	cried	spied
fried	fries	dried	spied	fries	cried
fries	spied	fried	cried	dried	fried



ROLL AND WRITE

Directions: Roll a cube and move that many spaces. Encode the word.

 START							
							
							
							
							
						 END	






SPIN AND WRITE

Directions: Spin the spinner to generate a word. Write the word and continue to spin.





Spin It






SPIN + SEARCH Directions: Spin the spinner. Cover the matching word.

dried	fries	cried	fried
spied	fried	fries	dried
fries	dried	spied	cried
cried	fried	fries	fried
fried	spied	dried	cried
dried	cried	spied	fries





COLOR CODE MATS Directions: Decode and cover the matching words.





























tight	light	sight	right	light	night
right	sight	night	sight	tight	light
night	sight	tight	light	night	right
light	tight	right	tight	night	sight



ROLL AND WRITE

Directions: Roll a cube and move that many spaces. Encode the word.

 START							
							
							
							
							
						 END	






SPIN AND WRITE

Directions: Spin the spinner to generate a word. Write the word and continue to spin.



Spin It







SPIN + SEARCH

Directions: Spin the spinner. Cover the matching word.

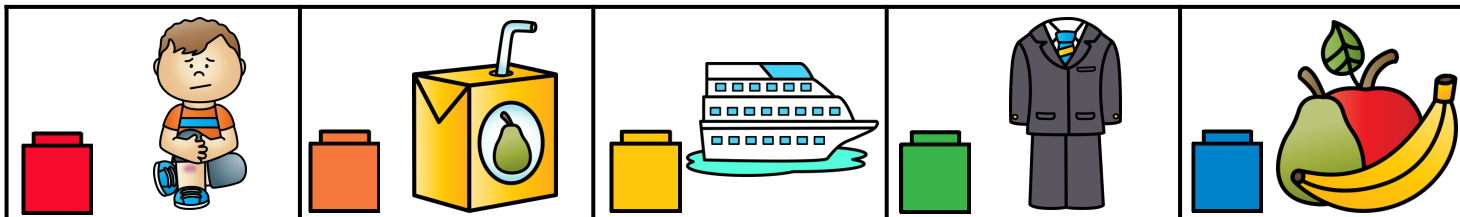
sight	tight	light	night
light	right	night	tight
tight	night	right	sight
night	sight	right	tight
right	night	light	right
tight	light	sight	light





COLOR CODE MATS

Directions: Decode and cover the matching words.




















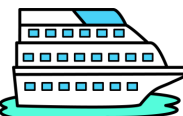








bruise	suit	juice	cruise	bruise	fruit
cruise	fruit	bruise	juice	suit	juice
suit	juice	cruise	fruit	cruise	bruise
fruit	cruise	suit	bruise	juice	suit



ROLL AND WRITE

Directions: Roll a cube and move that many spaces. Encode the word.

							
START							
							
							
							
							END






SPIN AND WRITE

Directions: Spin the spinner to generate a word. Write the word and continue to spin.



Spin It







SPIN + SEARCH

Directions: Spin the spinner. Cover the matching word.

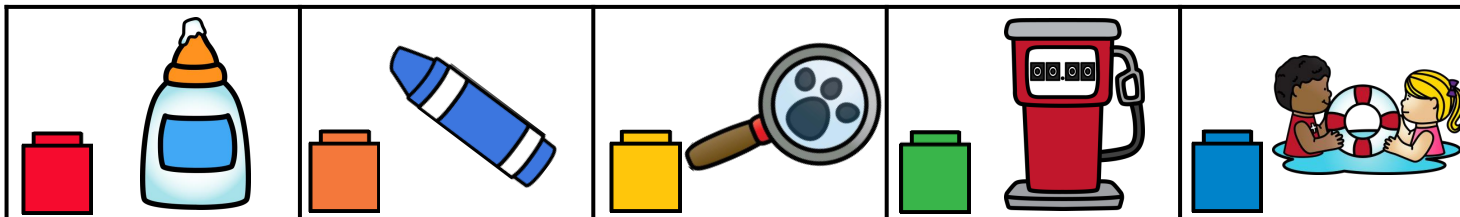
cruise	suit	bruise	fruit
bruise	juice	cruise	suit
fruit	cruise	fruit	bruise
suit	fruit	juice	cruise
juice	bruise	suit	bruise
fruit	suit	cruise	juice





COLOR CODE MATS

Directions: Decode and cover the matching words.




















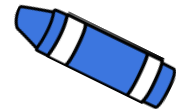


fuel	glue	rescue	blue	rescue	clue
blue	glue	clue	glue	fuel	rescue
glue	rescue	fuel	blue	clue	blue
fuel	clue	blue	rescue	glue	fuel



ROLL AND WRITE

Directions: Roll a cube and move that many spaces. Encode the word.

							
START							
							
							
							
							END



SPIN AND WRITE

Directions: Spin the spinner to generate a word. Write the word and continue to spin.





Spin It






SPIN + SEARCH Directions: Spin the spinner. Cover the matching word.

rescue	clue	glue	fuel
glue	fuel	blue	clue
blue	rescue	clue	glue
clue	blue	fuel	blue
fuel	glue	clue	rescue
rescue	blue	rescue	fuel





COLOR CODE MATS Directions: Decode and cover the matching words.





























fuel	suit	argue	fruit	glue	fuel
fruit	argue	fuel	suit	glue	argue
suit	fruit	argue	fruit	fuel	glue
fuel	glue	suit	argue	suit	fruit



ROLL AND WRITE

Directions: Roll a cube and move that many spaces. Encode the word.

							
START							
							
							
							
							END






SPIN AND WRITE

Directions: Spin the spinner to generate a word. Write the word and continue to spin.





Spin It






SPIN + SEARCH Directions: Spin the spinner. Cover the matching word.

fruit	fuel	glue	suit
fuel	glue	fruit	argue
argue	glue	fuel	suit
suit	fruit	glue	fuel
fuel	suit	argue	fruit
argue	glue	fruit	suit





COLOR CODE MATS Directions: Decode and cover the matching words.





























caught	taught	launch	taunt	vault	caught
vault	taunt	caught	taught	launch	taught
launch	vault	taught	vault	taunt	caught
taunt	vault	launch	caught	taught	launch



ROLL AND WRITE

Directions: Roll a cube and move that many spaces. Encode the word.

 START							
							
							
							
							
							END






SPIN AND WRITE

Directions: Spin the spinner to generate a word. Write the word and continue to spin.





Spin It





SPIN + SEARCH Directions: Spin the spinner. Cover the matching word.


taunt	launch	caught	vault
taught	vault	launch	taunt
caught	vault	taunt	taught
launch	taunt	launch	caught
caught	taught	vault	launch
vault	caught	taunt	taught





COLOR CODE MATS

Directions: Decode and cover the matching words.
























yawn	straw	claw	draw	yawn	crawl
draw	crawl	draw	straw	claw	yawn
straw	claw	draw	crawl	yawn	straw
crawl	claw	yawn	claw	straw	draw



ROLL AND WRITE

Directions: Roll a cube and move that many spaces. Encode the word.

							
START							
							
							
							
							END






SPIN AND WRITE

Directions: Spin the spinner to generate a word. Write the word and continue to spin.




Spin It






SPIN + SEARCH Directions: Spin the spinner. Cover the matching word.

crawl	draw	claw	straw
claw	yawn	straw	draw
straw	draw	crawl	yawn
draw	crawl	straw	claw
yawn	claw	yawn	crawl
crawl	straw	draw	yawn





COLOR CODE MATS Directions: Decode and cover the matching words.





























foil	oil	coin	soil	point	foil
point	soil	coin	foil	oil	coin
oil	foil	point	coin	point	soil
coin	soil	oil	soil	foil	point



ROLL AND WRITE

Directions: Roll a cube and move that many spaces. Encode the word.

							
START							
							
							
							
							END






SPIN AND WRITE

Directions: Spin the spinner to generate a word. Write the word and continue to spin.





Spin It






SPIN + SEARCH Directions: Spin the spinner. Cover the matching word.

point	foil	coin	soil
coin	oil	foil	point
foil	soil	oil	coin
coin	point	oil	foil
coin	oil	soil	point
soil	foil	point	oil





COLOR CODE MATS Directions: Decode and cover the matching words.



























oyster	joy	destroy	boy	destroy	toy
boy	toy	boy	joy	oyster	destroy
destroy	oyster	joy	toy	boy	joy
joy	toy	boy	oyster	destroy	oyster



ROLL AND WRITE

Directions: Roll a cube and move that many spaces. Encode the word.

							
START							
							
							
							
							END





SPIN AND WRITE

Directions: Spin the spinner to generate a word. Write the word and continue to spin.



Spin It







SPIN + SEARCH

Directions: Spin the spinner. Cover the matching word.

destroy	toy	joy	oyster
joy	boy	oyster	destroy
toy	oyster	destroy	joy
joy	destroy	boy	toy
oyster	joy	toy	boy
boy	toy	destroy	oyster





COLOR CODE MATS

Directions: Decode and cover the matching words.





























brought	bought	thought	cough	sought	brought
thought	cough	brought	sought	cough	bought
bought	sought	cough	bought	thought	brought
cough	thought	sought	brought	bought	sought



ROLL AND WRITE

Directions: Roll a cube and move that many spaces. Encode the word.

							
START							
							
							
							
							END






SPIN AND WRITE

Directions: Spin the spinner to generate a word. Write the word and continue to spin.





Spin It






SPIN + SEARCH Directions: Spin the spinner. Cover the matching word.

cough	sought	brought	thought
thought	brought	sought	bought
brought	bought	sought	cough
sought	cough	thought	brought
bought	thought	thought	sought
cough	brought	cough	bought





COLOR CODE MATS Directions: Decode and cover the matching words.






sound	crown	couch	howl	snout	couch
snout	howl	sound	crown	couch	sound
crown	couch	sound	snout	crown	howl
howl	snout	howl	couch	sound	crown



ROLL AND WRITE

Directions: Roll a cube and move that many spaces. Encode the word.

 START							
							
							
							
							
						 END	






SPIN AND WRITE

Directions: Spin the spinner to generate a word. Write the word and continue to spin.



Spin It







SPIN + SEARCH

Directions: Spin the spinner. Cover the matching word.


crown	sound	howl	snout
howl	couch	snout	sound
crown	snout	crown	couch
sound	howl	couch	howl
couch	crown	sound	snout
howl	sound	snout	crown





COLOR CODE MATS

Directions: Decode and cover the matching words.





























stew	brew	crew	grew	blew	stew
grew	blew	stew	brew	crew	brew
brew	crew	grew	blew	stew	blew
blew	stew	crew	brew	grew	crew



ROLL AND WRITE

Directions: Roll a cube and move that many spaces. Encode the word.

 START							
							
							
							
							
						 END	






SPIN AND WRITE

Directions: Spin the spinner to generate a word. Write the word and continue to spin.



Spin It







SPIN + SEARCH

Directions: Spin the spinner. Cover the matching word.

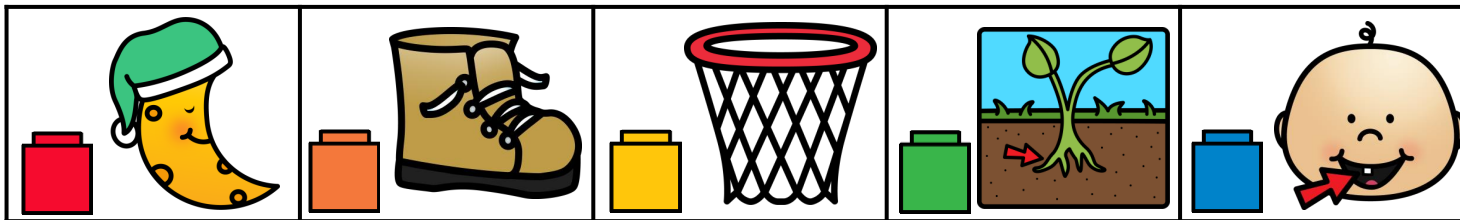
grew	stew	crew	blew
blew	brew	grew	crew
crew	stew	blew	stew
stew	grew	brew	crew
brew	blew	stew	brew
grew	crew	brew	grew





COLOR CODE MATS

Directions: Decode and cover the matching words.



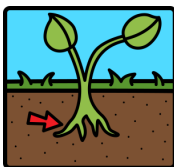






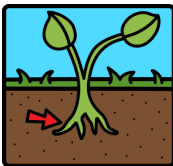






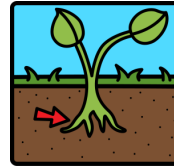


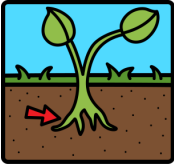



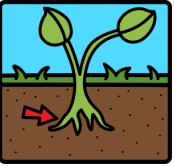




hoop	tooth	root	moon	tooth	boot
moon	root	boot	tooth	hoop	root
boot	hoop	root	hoop	moon	tooth
tooth	boot	moon	boot	root	hoop



ROLL AND WRITE

Directions: Roll a cube and move that many spaces. Encode the word.

							
START							
							
							
							
							END





SPIN AND WRITE

Directions: Spin the spinner to generate a word. Write the word and continue to spin.




Spin It





SPIN + SEARCH Directions: Spin the spinner. Cover the matching word.

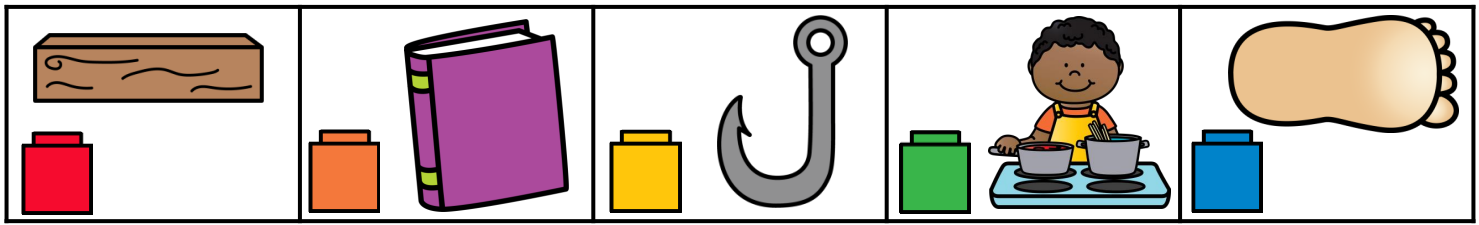
tooth	moon	hoop	root
hoop	boot	moon	tooth
moon	root	boot	hoop
boot	tooth	hoop	moon
tooth	boot	root	boot
root	hoop	moon	tooth





COLOR CODE MATS

Directions: Decode and cover the matching words.

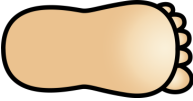





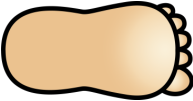



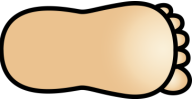



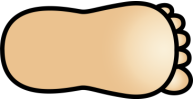






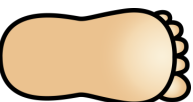






hook	foot	cook	wood	foot	book
cook	hook	book	foot	hook	wood
wood	hook	foot	cook	book	cook
book	cook	wood	hook	wood	foot



ROLL AND WRITE

Directions: Roll a cube and move that many spaces. Encode the word.

 START							
							
							
							
							
						END	






SPIN AND WRITE

Directions: Spin the spinner to generate a word. Write the word and continue to spin.





Spin It





SPIN + SEARCH Directions: Spin the spinner. Cover the matching word.

wood	foot	cook	hook
cook	book	hook	wood
foot	cook	hook	cook
hook	wood	book	foot
book	cook	foot	hook
wood	foot	wood	book




Name: _____



1. Write the words.



1. Highlight the focus words.
2. Underline the irregular words.
3. Read the passage 3 times.






**Ray will pay the
girl for a ticket. He
will lay on the
sand by the bay.
At the end of the
day, he will take
the short way
home.**




Name: _____



1. Write the words.



1. Highlight the focus words.
2. Underline the irregular words.
3. Read the passage 3 times.



Drake had to grab a pail. There was a drip in the pipe under the drain. He said, “I must obtain a wrench. I hope I do not fail and can fix it. If I fail, I will have a big mess.”




Name: _____



1. Write the words.



1. Highlight the focus words.
2. Underline the irregular words.
3. Read the passage 3 times.





Miss Kay told the class, “We will take a break. Come sit on the carpet. I will tell you a great tale. After I am done, you will make a picture of the best part.”




Name: _____



1. Write the words.



1. Highlight the focus words.
2. Underline the irregular words.
3. Read the passage 3 times.



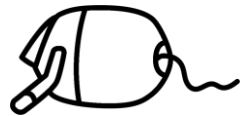
Frank had to weigh the sleigh and make sure it was the correct weight. Then he had to place the freight into the trailer on the back of his truck.




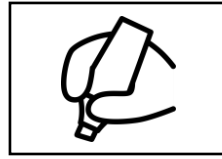
Name: _____



1. Write the words.



1. Highlight the focus words.
2. Underline the irregular words.
3. Read the passage 3 times.



Reed said, "Today is a great day to get into my green jeep and go to the creek." Reed did not speed. Once he got to the creek, he sat under the shade of an elm tree.




Name: _____



1. Write the words.



1. Highlight the focus words.
2. Underline the irregular words.
3. Read the passage 3 times.



Dean had to clean up his space. He swept the floor and got rid of the dust. Then he had a seat on his bed. His mom came in and said, “You did great! It is so neat in here.”




Name: _____



1. Write the words.



1. Highlight the focus words.
2. Underline the irregular words.
3. Read the passage 3 times.




Ridley and Tony are in a crazy contest. If they get third place, they will get forty bucks. The grand prize is sixty bucks and a hockey jersey with a navy pony on it.




Name: _____



1. Write the words.



1. Highlight the focus words.
2. Underline the irregular words.
3. Read the passage 3 times.





**Billy said to Eddy,
“Can you help me
make a sweet
peach treat for the
party today?” Eddy
said, “Sure. If you
dirty a dish, I will
clean it for you.”**




Name: _____



1. Write the words.



1. Highlight the focus words.
2. Underline the irregular words.
3. Read the passage 3 times.



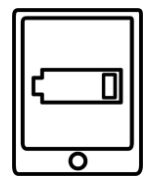

“I do not mean to boast, but I will get to float in a boat,” said Henry. “Will they feed you?” said Tony. “Yes, I will eat toast from a loaf. I t will have cherry jelly on it.”




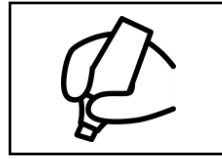
Name: _____



1. Write the words.



1. Highlight the focus words.
2. Underline the irregular words.
3. Read the passage 3 times.






Harlow had to see the doctor. She fell off her sled into the snow. She broke a bone below her elbow. Harlow had to be flown to a place so that a doctor could fix it.





Name: _____



1. Write the words.



- 1. Highlight the focus words.
- 2. Underline the irregular words.
- 3. Read the passage 3 times.



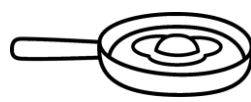
Joe was in a band.
They had a big
show. His pal
Thurlow did play the
oboe while Joe was
best on the drums.
He would the hit
drum with his toe.




Name: _____



1. Write the words.



1. Highlight the focus words.
2. Underline the irregular words.
3. Read the passage 3 times.




A warm pie was next to the stove. Gail cut a slice and tried it. Her dad came in and said, “Who ate the pie?” Gail cried but did not lie. “Her dad said, “It is fine. The pie is for you!”




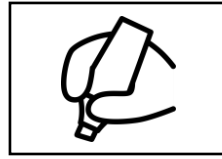
Name: _____



1. Write the words.



1. Highlight the focus words.
2. Underline the irregular words.
3. Read the passage 3 times.





It was night and Brett had a late flight. He gave a deep sigh. “I hope once I am up high in the sky, I can sleep for a bit. I t will not be bright, and I will not turn on the light.”





Name: _____



1. Write the words.



1. Highlight the focus words.
2. Underline the irregular words.
3. Read the passage 3 times.





Bruce had to pack for his cruise. What did he place into his suitcase? He had a black suit with a gray and white tie. He had to grab his swimsuit. It had fruit on it.





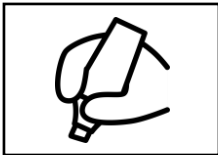
Name: _____



1. Write the words.



1. Highlight the focus words.
2. Underline the irregular words.
3. Read the passage 3 times.





Rue had to pursue her dog, Cliff. Cliff had dug a hole under her gate and run away. Rue said, "I see a clue in the dirt. Cliff left his print. I can follow it to where he is."





Name: _____



1. Write the words.



1. Highlight the focus words.
2. Underline the irregular words.
3. Read the passage 3 times.



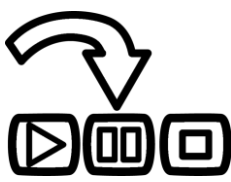
Pete was mad. His sister got blue fruit juice on his suit. He began to argue with her. She felt bad. She said that she would get it clean for him.




Name: _____



1. Write the words.



1. Highlight the focus words.
2. Underline the irregular words.
3. Read the passage 3 times.




Miss Mare had taught August a lot in class. She taught him how to caulk his bathtub and how to make tomato sauce. August felt like she was better than any other teacher.




Name: _____



1. Write the words.



1. Highlight the focus words.
2. Underline the irregular words.
3. Read the passage 3 times.






Shawn had to look
over his little sister.
She could not crawl
yet. If she cried, he
gave her a soft straw
to gnaw on. Then, he
would sit with her on
the lawn and look at
the fawn.




Name: _____



1. Write the words.



1. Highlight the focus words.
2. Underline the irregular words.
3. Read the passage 3 times.



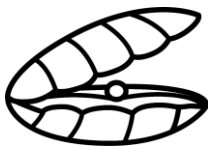
Jess said to Clark,
“Come join me. I
got an invite to a
corn and crab boil. I
just have to stop at
the store to get a jar
of oil.” Clark said,
“Sure! I would love
to go with you.”




Name: _____



1. Write the words.



1. Highlight the focus words.
2. Underline the irregular words.
3. Read the passage 3 times.




Troy is a great boy.
He likes to help his
dad boil raw oysters.
His dad said, "It
brings me joy when
you help." Troy said,
"I enjoy it. Plus, it is
fun to eat them
when you are done."




Name: _____



1. Write the words.



1. Highlight the focus words.
2. Underline the irregular words.
3. Read the passage 3 times.




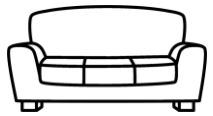
Fran thought about the drought in her city. Her yard had dried up. She sought a way to fix the problem. She said, “I will get a hose.” Fran went to the store and bought it.




Name: _____



1. Write the words.



1. Highlight the focus words.
2. Underline the irregular words.
3. Read the passage 3 times.



The scout had a look
at the compass.
Should he go north
or south? He went
south and found a
small town. The
scout was proud that
he found the place
on his own.





Name: _____



1. Write the words.



1. Highlight the focus words.
2. Underline the irregular words.
3. Read the passage 3 times.



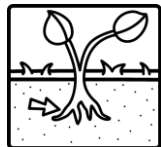
When Drew woke up, he knew that he did not feel the same. He went to the chart on his door. He said, “Mom! Dad! I have some great news. I grew!”




Name: _____



1. Write the words.



1. Highlight the focus words.
2. Underline the irregular words.
3. Read the passage 3 times.



It was a warm night in March. The bright moon shone on an owl. The owl gave a loud hoot. It had to hunt for some food to eat. The owl had to swoop to the ground to get some grub.



Name: _____




1. Write the words.







1. Highlight the focus words.
2. Underline the irregular words.
3. Read the passage 3 times.



Brook stood at the shelf. It had a good book on it. The book was about a pig that could not oink, but it could woof.



Guided Phonics + Beyond Curriculum

The Guided Phonics + Beyond Curriculum is the property of Tara West and is protected through copyright and trademark registrations. All rights reserved.

No part of this digital download may be reproduced electronically, shared without additional licenses, or placed on the internet for others to access without the prior permission from the publisher, Tara West.

If you are a school district using this download as curriculum for more than one teacher an additional school license will need to be purchased.

Fonts used within this download are intellectual property of Kimberly Geswein and Print Designs by Kris.

The clipart images are intellectual property of Laura Strickland of Whimsy Clip, Christine O'Brien Creativ, Print Designs by Kris, Hidesy's Clipart, and PartyHead Graphics.

Contact Information

Email: littlemindsatworkLLC@gmail.com

Website: www.littlemindsatwork.org

Store: <http://www.teacherspayteachers.com/Store/Tara-West>